

*The safest, longest-lasting,
best performance power brushes
on the market!*



- **Maximum operator safety**
- Designed & engineered for **maximum performance**
- Perfectly balanced, **vibration-free**
- **Longest brush life** available due to its superior knot construction
- Threaded arbors for **quick & easy mounting**



“Only the best”

High Performance Power Brushes from Walter Surface Technologies

Power brushes have long been used for edge and surface conditioning on a wide variety of materials.

Unlike grinding wheels and other abrasives that remove base material along with surface contaminants, power brushes work on the metal surface **without removing the base material**.

Only the tips of the wires on a power brush hammer the metal surface like thousands of tiny ball pins to finish and work harden the surface.

To withstand that kind of abuse, every Walter power brush is made from **only the finest industrial grade materials**.

Combined with the latest manufacturing technology and strictest quality control, every Walter power brush ensures:

- **Maximum safety**
- **Operator highest productivity**
- **Longest brush life**

For angle grinders

WIRE CUP BRUSHES



CRIMPED

Excellent for light surface cleaning, rust and paint removal, etc.



KNOT-TWISTED

For heavy-duty brushing such as deburring, weld edge cleaning, removal of scale, spatter, heavy rust and corrosion, etc.



KNOT-TWISTED WITH RING

Safety supporting ring controls flaring to extend brush life. Once worn down to the ring, it can be removed to expose more wire for extra brush life.



“Built with Safety in Mind!”

For angle grinders

SAUCER-CUP™ BRUSHES



KNOT-TWISTED

Tightly knotted for maximum impact and long brush life. For surface cleaning such as removing paint, rust and corrosion.



For angle grinders

WIRE WHEEL BRUSHES



STRINGER BEAD

Extra narrow to clean pipe welds between passes, to brush in narrow grooves, etc.



KNOT-TWISTED

For surface cleaning after welding, to remove scale, spatter, rust and corrosion.



For bench and pedestal grinders

CRIMPED

For general surface cleaning and deburring applications.



For straight grinders

MOUNTED WIRE BRUSHES



CRIMPED

For general surface cleaning, rust, scale and paint removal, etc.








KNOT-TWISTED

For heavy-duty brushing such as deburring, removing heavy rust and corrosion, etc.



CHOOSE THE RIGHT WIRE BRUSH FOR YOUR APPLICATION

POWER TOOL USED	TYPE OF BRUSH	COMPATIBLE GRINDER DIAMETER	WIRE CONSTRUCTION	APPLICATION	METAL
 Flat brushing	Wire cup brushes	4", 4 1/2" 5", 6" 7", 9"	Crimped	For surface cleaning, brushing and finishing of large flat surfaces.	● ●
			Knot-Twisted	For flat surface brushing and cleaning, rust and scale removal, weld and edge cleaning.	● ●
			Knot-Twisted with ring	Heavy-duty cleaning with ticker wire and safety supporting ring.	● ●
 Angle brushing	Saucer-cup brushes	4", 4 1/2" 5", 6" 7", 9"	Knot-Twisted	For weld cleaning and deburring in hard to reach places such as inside corners, edges and contours.	● ●
 Vertical brushing	Wire wheel brushes	4", 4 1/2" 5", 6" 7", 9"	Stringer Bead	For extra narrow cleaning, root passes on pipes, brushing in narrow grooves, etc.	● ●
			Knot-Twisted	For cleaning wider root passes as well as removing scale, spatter and corrosion.	● ●
 Vertical brushing	Wire wheel brushes	All bench grinders with suitable speed range	Crimped	For light deburring and similar cleaning jobs, to remove paint, rust, etc.	● ●
 Vertical brushing	Mounted brushes	All die grinders with suitable speed range	Crimped	For cleaning hard to reach areas such as pipe interiors and confined spaces.	● ●
			Knot-Twisted	For heavy-duty applications such as removal of rust, corrosion and gasket.	● ●

Hubs are color-coded for easy identification. ● Orange hub = mild steel
● Blue hub = stainless steel, aluminum

SAFETY WITH WIRE BRUSHES

To ensure longest brush life, maximum performance and safety when working with wire brushes, always follow the safety tips below.



Always wear eye, full face and body protection when working with or near wire brushes.



Always choose the proper diameter brush to match the rated diameter of the grinder. Never exceed the maximum operating speed indicated on the brush.



Always ensure the wire brush used is of the highest quality. Lower quality wire tends to break and cause injury. For longest brush life, always work with the face of the brush only.



Walter offers free special in-plant safety seminars to promote the safe use of power brushes.

Call us at: 1-888-592-5837






Walter is proud to have its Research, Development and Distribution Quality System certified under the International Standard ISO 9001: 2008.

SAUCER-CUP™ BRUSHES



STRINGER BEAD

- ◆ Tightly knotted for maximum impact and long brush life.
- ◆ For surface cleaning such as removing paint, rust and corrosion.




	Dia.	Arbor	Order No.	Wire	Max RPM	Std. Pkg.	Std. Ctn.
	4"	5/8"-11	13-H 404	.015"	20,000	1	10
	5"	5/8"-11	13-H 504	.020"	15,000	1	10
	7"	5/8"-11	13-H 704	.020"	10,000	1	10
 	4"	5/8"-11	13-H 414	.015"	20,000	1	10
	5"	5/8"-11	13-H 514	.020"	15,000	1	10
	7"	5/8"-11	13-H 714	.020"	10,000	1	10

MOUNTED WIRE BRUSHES



CRIMPED

- ◆ For general surface cleaning, rust, scale and paint removal, etc.




	Dia.	Width	Order No.	Wire	Max RPM	Std. Pkg.	Std. Ctn.
	1/2"		13-C 003	.010"	20,000	1	10
	1/2"		13-C 005	.020"	20,000	1	10
	3/4"		13-C 008	.014"	20,000	1	10
	1 3/8"	1/4"	13-C 110	.008"	20,000	1	10
	2"	5/8"	13-C 120	.0118"	20,000	1	10
	3"	3/4"	13-C 125	.0118"	12,000	1	10
 	1 1/2"		13-C 015	.0118"	13,000	1	10
	2 3/8"		13-C 018	.0118"	13,000	1	10
	1/2"		13-C 053	.010"	20,000	1	10
	1/2"		13-C 055	.020"	20,000	1	10
	3/4"		13-C 058	.014"	20,000	1	10
	1 3/8"	1/4"	13-C 160	.008"	20,000	1	10
	2"	5/8"	13-C 170	.0118"	20,000	1	10
	3"	3/4"	13-C 175	.0118"	12,000	1	10
	1 1/2"		13-C 065	.0118"	13,000	1	10
	2 3/8"		13-C 068	.0118"	13,000	1	10

MOUNTED WIRE BRUSHES




KNOT-TWISTED

- ◆ For heavy-duty brushing such as deburring, removing heavy rust and corrosion, etc.

	Dia.	Width	Order No.	Wire	Max RPM	Std. Pkg.	Std. Ctn.
	1 1/8"		13-C 020	.020"	20,000	1	10
	2 3/4"	3/8"	13-C 130	.020"	20,000	1	10
 	1 1/8"		13-C 070	.020"	20,000	1	10
	2 3/4"	3/8"	13-C 180	.020"	20,000	1	10

KNOT-TWISTED without shaft

	Dia.	Width	Arbor	Order No.	Wire	Max RPM	Std. Pkg.	Std. Ctn.
	3"	3/8"	1/2"	13-C 303	.0118"	25,000	1	10
	4"	3/8"	5/8"	13-C 404	.0118"	20,000	1	10

Mandrel for wire brushes




- 3/8" x 1/4" Order No. 13-D 008
- 1/2" x 1/4" Order No. 13-D 009

WIRE CUP BRUSHES






CRIMPED

- ◆ Excellent for light surface cleaning, rust and paint removal, etc.

	Dia.	Arbor	Order No.	Wire	Max RPM	Std. Pkg.	Std. Ctn.
	3"	M10 x 1.25	13-D 300	.0118"	12,000	1	10
	3"	M14 x 2.0	13-D 302	.0118"	12,000	1	10
	3"	5/8" - 11	13-D 304	.0118"	12,000	1	10
 	5"	5/8" - 11	13-E 504	.020"	8,600	1	10
	3"	M14 x 2.0	13-D 312	.0118"	12,000	1	10
	3"	5/8" - 11	13-D 314	.0118"	12,000	1	10
	5"	5/8" - 11	13-E 514	.020"	8,600	1	10




KNOT-TWISTED

- ◆ For heavy-duty brushing such as deburring, weld edge cleaning, removal of scale, spatter, heavy rust and corrosion, etc.

	Dia.	Arbor	Order No.	Wire	Max RPM	Std. Pkg.	Std. Ctn.
	3"	M10 x 1.25	13-F 300	.015"	12,000	1	10
	3"	M10 x 1.5	13-F 301	.015"	12,000	1	10
	3"	M14 x 2.0	13-F 302	.015"	12,000	1	10
	3"	1/2" - 13	13-F 303	.015"	12,000	1	10
	3"	5/8" - 11	13-F 304	.015"	12,000	1	10
	3"	5/8" - 11	13-F 354	.020"	12,000	1	10
 	3"	M10 x 1.25	13-F 310	.015"	12,000	1	10
	3"	M14 x 2.0	13-F 312	.015"	12,000	1	10
	3"	5/8" - 11	13-F 314	.015"	12,000	1	10

KNOT-TWISTED WITH RING

- ◆ Safety supporting ring controls flaring to extend brush life. Once worn down to the ring, it can be removed to expose more wire for extra brush life.

	Dia.	Arbor	Order No.	Wire	Max RPM	Std. Pkg.	Std. Ctn.
	3"	M14 x 2.0	13-G 302	.020"	12,000	1	10
	3"	1/2" - 13	13-G 303	.020"	12,000	1	10
	3"	5/8" - 11	13-G 304	.020"	12,000	1	10
	4"	5/8" - 11	13-G 404	.020"	8,600	1	10
	5"	5/8" - 11	13-G 504	.020"	8,600	1	10
	5"	5/8" - 11	13-G 554	.035"	8,600	1	10
 	6"	5/8" - 11	13-G 604	.020"	6,800	1	10
	3"	M14 x 2.0	13-G 312	.020"	12,000	1	10
	3"	5/8" - 11	13-G 314	.020"	12,000	1	10
	5"	M10 x 1.25	13-G 514	.020"	8,600	1	10


ADAPTORS FOR WIRE BRUSHES

Use these threaded adaptors to convert brushes with 5/8"-11 arbor

- To M10 x 1.25 female 13-D 001
- To M10 x 1.5 female 13-D 002
- To 3/8" - 24 female 13-D 003
- To 3/8" - 16 female 13-D 007



WIRE WHEEL BRUSHES




STRINGER BEAD

◆ Extra narrow to clean pipe welds between passes, to brush in narrow grooves, etc.

	Dia.	Width	Arbor	Order No.	Wire	Max RPM	Std. Pkg.	Std. Ctn.
STEEL	4"	3/16"	5/8"-11	13-K 404	.020"	20,000	1	10
	4 1/2"	3/16"	5/8"-11	13-K 454	.020"	15,000	1	10
	5"	1/4"	5/8"-11	13-K 504	.020"	15,000	1	10
	6"	1/4"	5/8"-11	13-K 604	.020"	10,000	1	10
	6 7/8"	1/4"	5/8"-11	13-K 654	.020"	9,000	1	10
STAINLESS ALUMINIUM	4"	3/16"	5/8"-11	13-K 414	.020"	20,000	1	10
	4 1/2"	3/16"	5/8"-11	13-K 464	.020"	15,000	1	10
	5"	1/4"	5/8"-11	13-K 514	.020"	15,000	1	10
	6"	1/4"	5/8"-11	13-K 614	.020"	10,000	1	10

WIRE WHEEL BRUSHES



CRIMPED (For bench and pedestal grinders)

◆ For general surface cleaning and deburring applications.

	Dia.	Width	Arbor	Order No.	Wire	Max RPM	Std. Pkg.	Std. Ctn.
STEEL	4"	3/4"	1/2"	13-B 040	.0118" tool steel	6,000	1	10
	6"	7/8"	1 1/4"	13-B 060	.0118" tool steel	6,000	1	10
	6"	1 1/8"	1 1/4"	13-B 061	.0118" tool steel	6,000	1	10
	7"	7/8"	1 1/4"	13-B 070	.0118" tool steel	6,000	1	10
	8"	1"	1 1/4"	13-B 080	.0118" tool steel	4,500		
	10"	1"	1 1/4"	13-B 100	.0118" tool steel	3,600	1	10
STAINLESS ALUMINIUM	6"	7/8"	1 1/4"	13-B 160	.0118" stainless	6,000	1	10
	8"	1"	1 1/4"	13-B 180	.0118" stainless	4,500	1	10

WIRE WHEEL BRUSHES



KNOT-TWISTED

◆ For surface cleaning after welding, to remove scale, spatter, rust and corrosion

	Dia.	Width	Arbor	Order No.	Wire	Max RPM	Std. Pkg.	Std. Ctn.
STEEL	4"	1/4"	5/8"-11	13-L 404	.020"	20,000	1	10
	4 1/2"	1/4"	5/8"-11	13-L 454	.020"	15,000	1	10
	5"	3/8"	5/8"-11	13-L 504	.020"	15,000	1	10
	6"	3/8"	5/8"-11	13-L 604	.020"	10,000	1	10
STAINLESS ALUMINIUM	4"	1/4"	5/8"-11	13-L 414	.020"	20,000	1	10
	4 1/2"	1/4"	5/8"-11	13-L 464	.020"	15,000	1	10
	5"	3/8"	5/8"-11	13-L 514	.020"	15,000	1	10
	6"	3/8"	5/8"-11	13-L 614	.020"	10,000	1	10

 **WALTER**
Surface Technologies

All specifications and data are subject to change without notice. © Copyright J. Walter Company Ltd. 2012
All rights reserved. 98-E 309 (01-12)

WALTER.COM



Available at:

