

PARKER[®]
TORCHOLOGY



INNOVATION, TECHNOLOGY, PERFORMANCE

MIG/TIG/PLASMA

Welding & Cutting Torch Technology

A FRESH APPROACH

SUREGRIP TIG SERIES

SUREGRIP TIG USA TORCH RANGE



^ FRESH APPROACH

At Parker Torchology our focus is to be renowned amongst clients for consistently delivering a high quality product and a results driven service.

We aim to achieve this by building and a world class product range that can adapt to local needs and by managing an unrivalled network of localized distribution.

Technical excellence in Torch Technology will be matched by a total commitment to individual customer service and a willingness to forge new business partnerships.

Parker Torchology will bring an in-depth knowledge, experience and a strategic vision to place us and our customers at the leading edge of our industry.

AT PARKER TORCHOLOGY

WE TALK TORCHES



Contents

Suregrip™ Ergo Tig Range Features Focus	2
Suregrip™ Ergo Tig Range Overview & Ratings	4

Suregrip™ Specification Information

Torch Body Options	6
Handles & Modules Explained	8
Switch Options	9
USA Termination Options	10
Switch Wire Plugs	11
Torch Package Configurator	12

Torch Range

Suregrip™ SGT 9	13
Suregrip™ SGT 17	14
Suregrip™ SGT 26	15
Suregrip™ SGT 24W	16
Suregrip™ SGT 20	17
Suregrip™ SGT 18	18
Suregrip™ SGT 18SC	19
Suregrip™ SGT 125M	20
Suregrip™ SGT 250M	21
Suregrip™ SGT 225F	22

Wear Parts

Collets	23
Collets Bodies	24
Gas Lens Bodies	26
Ceramics	27
Wear Parts Configuration Tables	29

SUREGRIP[®] ONE + PLUS SYSTEM

WHAT IS THE SUREGRIP ONE PLUS SYSTEM ?

At Parker Torchology we believe in making life simple.

That's why all our products that incorporate multiple switch options or machine control functions are designed around a point of sale configurability concept.

Once you have selected the correct torch for your application, all switches and control modules "plug and play" for quick and simple configurability at purchase point.

The Parker Torchology **ONE + PLUS** system, the **SMART** way to buy welding and cutting tools.

Suregrip™ Air-Cooled

Welding Tools For The Professional

- Premium performance and feature sets
- High specification raw materials
- "Simple is best" design philosophy



Head and shoulders

Options include - Standard
Valve
Flexible
Multi-just™



Grip it

Soft grips to keep it where its needed



"Plug and play"

Changed in under 5 seconds - try it



Articulate

Knuckle joints for precision movement



Suregrip™ Ergo Tig Torch Range

USA Terminations

Features Focus



Suregrip™ Water-Cooled

Premium Product and Feature Sets



Soft and supple

Dressed in leather



Optimum performance and flexibility

Superflex all rubber cable sets



Around the world

Termination options include - EU
UK
USA
Surelok™



Surelok™ 50

One size fits all - guaranteed 50°
rotational lock

Suregrip™ „ when productivity counts.





Technical Data	SGT 9	SGT 17	SGT 26	SGT 24W	SGT 20
Cooling Method	Air-Cooled	Air-Cooled	Air-Cooled	Water-Cooled	Water-Cooled
Rating: DC	125A	150A	180A	180A	225A
AC	90A	105A	125A	125A	160A
Duty Cycle:	35%	35%	35%	100%	100%
Electrode Size:	1.0-2.4	1.0-3.2	1.0-4.0	0.5-2.4	1.0-3.2
Minimum Water Flow	-	-	-	0.9 l/min	1.0 l/min
Minimum Water Inlet Pressure	-	-	-	2.0Bar	2.0Bar
Minimum Cooling Requirements	-	-	-	600W	700W
Maximum Water Inlet Pressure	-	-	-	5.0Bar	5.0Bar
Maximum Water Inlet Temperature	-	-	-	50°C	50°C

Suregrip™ Ergo Tig Torch Range

USA Terminations

Ratings: 125Amp to 410Amp



SPECIAL ACCESS SERIES

Infinite positionability

Limited access

Technical Data	SGT 18	SGT 18SC	SGT 125 Multijust™	SGT 250 Multijust™	SGT 225 Flex
Cooling Method	Water-Cooled	Water-Cooled	Air-Cooled	Water-Cooled	Water-Cooled
Rating: DC	380A	410A	150A	250A	225A
AC	270A	290A	105A	175A	160A
Duty Cycle:	100%	100%	35%	100%	100%
Electrode Size:	1.0-4.0	1.0-4.8	1.0-3.2	1.0-4.0	1.0-3.2
Minimum Water Flow	1.0 l/min	1.0 l/min	-	1.0 l/min	1.0 l/min
Minimum Water Inlet Pressure	2.0Bar	2.0Bar	-	2.0Bar	2.0Bar
Minimum Cooling Requirements	900W	1000W	-	800W	600W
Maximum Water Inlet Pressure	5.0Bar	5.0Bar	-	5.0Bar	5.0Bar
Maximum Water Inlet Temperature	50°C	50°C	-	50°C	50°C

Suregrip™ Ergo Tig Torch Heads are 100% Weldcraft OEM interchangeable.

Air and Water-Cooled torch bodies are offered with a choice of standard and flexible options. Flexible options have the ability to be manipulated into different positions.

In applications where torch head re-positioning is a daily requirement, the special access series is recommended.



Air-Cooled Series

Suregrip™ SGT 9 Series Torch Body Options

0.040" - 3/32"/1.0mm-2.4mm electrodes.

Rating: 125A DC, 90A AC, @ 35%



Suregrip™ SGT 17 Series Torch Body Options

0.040" - 1/8"/1.0mm-3.2mm electrodes.

Rating: 150A DC, 105A AC, @ 35%



Suregrip™ SGT 26 Series Torch Body Options

0.040" - 5/32"/1.0mm-4.0mm electrodes.

Rating: 180A DC, 125A AC, @ 35%



Water-Cooled Series

Suregrip™ SGT 24W Series Torch Body Options

0.020" - 3/32"/0.5mm-2.4mm electrodes.

Rating: 180A DC, 125A AC, @ 100%




Suregrip™ Ergo Tig Torch Range

Torch Body Options

Suregrip™ SGT 20 Series Torch Body Options

0.040" - 1/8"/1.0mm-3.2mm electrodes.

Rating: 225A DC, 160A AC, @ 100%



Suregrip™ SGT 18 Series Torch Body Options

0.040" - 5/32"/1.0mm-4.0mm electrodes.

Rating: 380A DC, 270A AC, @ 100%



Suregrip™ SGT 18SC Series Torch Body Options

0.040" - 3/16"/1.0mm-4.8mm electrodes.

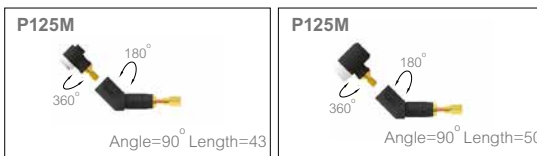
Rating: 410A DC, 290A AC, @ 100%



Special Access Series

Suregrip™ SGT 125 Multijust™ Series Torch Body Options

0.040" - 1/8"/1.0mm-3.2mm electrodes.



SGT 125 PM9-90

Rating: 95A DC, 65A AC @ 35%

SGT 125 PM17-90

Rating: 150A DC, 105A AC @ 35%

SGT 125, SGT 250 Multijust™ torch bodies are recommended in applications where repeated adjustments of the head position are an everyday occurrence. Available in Air-Cooled and Water-Cooled the heads are designed to rotate through 180° in the handle and through 360° from the two-piece torch body. Two head sizes allows the full range of Weldcraft compatible spare parts across both models.

Suregrip™ SGT 250 Multijust™ Series Torch Body Options

0.040" - 5/32"/1.0mm-4.0mm electrodes.



SGT 250 PM9-90

Rating: 225A DC, 160A AC @ 100%

SGT 250 PM17-90

Rating: 250A DC, 175A AC @ 100%

Key Features:

- Multiple angles from one torch body style.
- Small and large head sizes with SGT 9 and SGT 18 series wear parts range interchangeability.
- Standard collet and collet body, stubby gas lens, standard gas lens and large gas lens wear parts configurations.

Suregrip™ SGT 225 Flex Series Torch Body Options

0.040" - 1/8"/1.0mm-3.2mm electrodes.



SGT 225 (P18 series heads)

Rating: 225A DC, 160A AC, @ 100%

SGT 225 (P20 series heads)

Rating: 200A DC, 140A AC, @ 100%

SGT 225 (P24 series heads)

Rating: 160A DC, 115A AC, @ 100%

The SGT 225 flex neck system has been designed to provide easy access to difficult to reach areas with one torch package and multiple head sizes and angles.

Key Features:

- Multiple head style and angle interchangeability across one torch package
- Standard collet and collet body, stubby gas lens, standard gas lens, large gas lens wear parts configurations

Suregrip™ Ergo handle systems

Two sizes of handle are utilized for the range with a fully interchangeable series of switch options.



Switch Interchangeability

Switches are "plug and play" and can be exchanged in seconds without the use of tools.



Switch Modules ONE + PLUS SYSTEM

Torch packages are supplied with a 5 core "plug and play" switch wire assembly and a momentary switch as standard.

- Torch packages can be ordered with or without switches.
- All switch options interchange across the range.
- All replacement switch kits include switch modules and housings.



ONE + PLUS SYSTEM


Part No	Description
1 PERBS	Blank Kit
Part No	Description
2 PER1MS	Momentary Kit
Part No	Description
3 PER1LS	Lever Momentary Kit
Part No	Description
4 PER1MT	Maintained Switch Kit
Part No	Description
5 PER2MS	2 Button Momentary Kit
Part No	Description
6 PER3MS	3 Button Momentary Kit <i>New</i>
Part No	Description
7 PER4MS	4 Button Momentary Kit
Part No	Description
8 PER1MS-1	Button Momentary Kit+1K Vertical Potentiometer
PER1MS-5	Button Momentary Kit+5K Vertical Potentiometer
PER1MS-10	Button Momentary Kit+10K Vertical Potentiometer
PER1MS-25	Button Momentary Kit+25K Vertical Potentiometer
Part No	Description
9 PER1MT-1	Button Maintained Kit+1K Vertical Potentiometer
PER1MT-5	Button Maintained Kit+5K Vertical Potentiometer
PER1MT-10	Button Maintained Kit+10K Vertical Potentiometer
PER1MT-25	Button Maintained Kit+25K Vertical Potentiometer
Part No	Description
10 PER1MS-1H	Button Momentary Kit+1K Horizontal Potentiometer
PER1MS-5H	Button Momentary Kit+5K Horizontal Potentiometer
PER1MS-10H	Button Momentary Kit+10K Horizontal Potentiometer
PER1MS-25H	Button Momentary Kit+25K Horizontal Potentiometer
Part No	Description
11 PER1MT-1H	Button Maintained Kit+1K Horizontal Potentiometer
PER1MT-5H	Button Maintained Kit+5K Horizontal Potentiometer
PER1MT-10H	Button Maintained Kit+10K Horizontal Potentiometer
PER1MT-25H	Button Maintained Kit+25K Horizontal Potentiometer
Part No	Description
12 PER1MSTS-1H	Rotate on/off 1K Potentiometer Switch Kit
PER1MSTS-5H	Rotate on/off 5K Potentiometer Switch Kit
PER1MSTS-10H	Rotate on/off 10K Potentiometer Switch Kit
PER1MSTS-25H	Rotate on/off 25K Potentiometer Switch Kit

Air-Cooled

SGT 9/17/125 Series

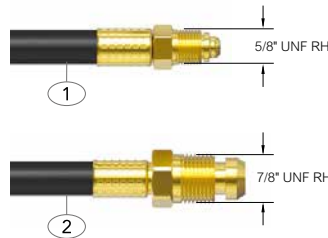


Power Cable / Gas Supply Hose



# Power Cable / Gas Supply Hose	
Part Number	Description
1	APC1 Power Cable C/W 3/8" UNF RH
2	APC2 Power Cable C/W 5/8" UNF RH

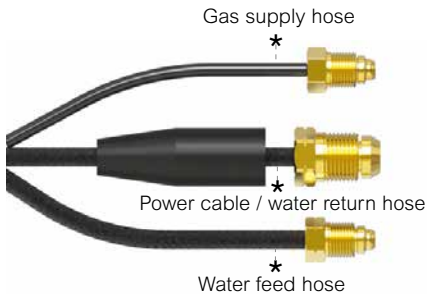
SGT 26 Series



# Power Cable / Gas Supply Hose	
Part Number	Description
1	APC2 Power Cable C/W 5/8" UNF RH
2	APC3 Power Cable C/W 7/8" UNF RH

Water-Cooled

SGT 18/18SC/20/24W/250M/225F Series




Power Cable / Water Return Hose

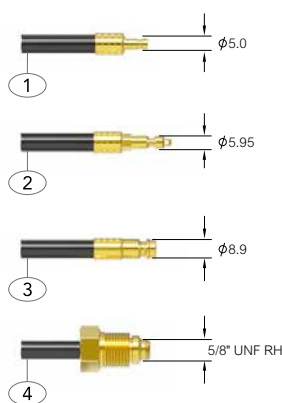


# Power Cable / Water Return Hose	
Part Number	Description
1	APC4 Power Cable C/W 7/8" UNF LH

Water Feed Connection Options



Gas Supply Hose



# Water Feed Hose	
Part Number	Description
1	WF1 Water Feed Hose C/W 8.9mm Quick Fit
2	WF2 Water Feed Hose C/W 5/8" UNF LH

# Gas Supply Hose	
Part Number	Description
1	GS2 Gas Supply Hose C/W 5.0mm Quick Fit
2	GS3 Gas Supply Hose C/W 5.95mm Quick Fit
3	GS4 Gas Supply Hose C/W 8.9mm Quick Fit
4	GS7 Gas Supply Hose C/W 5/8" UNF RH

Suregrip™ Ergo Tig Torch Range

Switch Wire Plugs



Kit Order Codes

Part Number	Description
PERCP0	2 Pin Amphenol Plug

Kit Order Codes

Part Number	Description
PERCP1	4 Pin Amphenol Plug

Kit Order Codes

Part Number	Description
PERCP2	5 Pin Amphenol Plug

Kit Order Codes

Part Number	Description
PERCP3	6 Pin Amphenol Plug

Kit Order Codes

Part Number	Description
PERCP4	14 Pin Amphenol Plug

Kit Order Codes

Part Number	Description
PERCP6	8 Pin Amphenol Plug
PERCP6-5	5 Pin Amphenol Plug

Kit Order Codes

Part Number	Description
PERCP7	3 Pin Tuchel Plug

Kit Order Codes

Part Number	Description
PERCP8	9 Pin Tuchel Plug

Kit Order Codes

Part Number	Description
PERCP9	5 Pin Tuchel Plug

Kit Order Codes

Part Number	Description
PERCP11	7 Pin Uniarc Plug

Kit Order Codes

Part Number	Description
PXS12-J3P	3 Pin Plug

Torch Package Configurator



Ordering Information

Torch package part numbering is configured using the simple 7 stage system outlined below.

1. Select the correct model of torch head
2. Select which switch option required
3. Select the length of cable required
4. Select the power cable termination required
5. Select the correct water connections
6. Select the correct gas connections
7. Add a cable plug if required

Example:- SGT18FX-S1-12-APC4-WF2-GS7-PERCP11

Suregrip™ SGT18FX Ergo Torch x 12ft with momentary switch, 7/8" UNF LH power cable, 5/8" UNF LH water 5/8" UNF RH gas and 7 pin Uniarc plug.

	Step 1	Step 2	Step 3	Step 4	Step 5	Step 6	Step 7
	Torch Head	Switch Option	Cable Length	Power Connections	Water Feed Hose	Gas Hose	Switch Plug
Air-Cooled	Part No.	Description					
	SGT9	125A DC					
	SGT9FX	125A DC FLEX					
	SGT9FXL	125A DC FLEX LONG					
	SGT17	150A DC					
	SGT17FX	150A DC FLEX					
	SGT17FXL	150A DC FLEX LONG					
	SGT26	180A DC					
	SGT26FX	180A DC FLEX					
	Water-Cooled	SGT24W	180A DC				
SGT20		225A DC					
SGT20FXL		225A DC FLEX LONG					
SGT18		380A DC					
SGT18FX		380A DC FLEX					
SGT18SC		410A DC					
Special Access	SGTSF125M	150A DC					
	SGTSF250M	250A DC					
	SGTSF225	225A DC FLEX					
	NOTE: See page 6 for torch heads explanation						
			# Power Cable / Water Return Hose				
			Part No.	Description			
			APC1	Power Cable C/W 3/8" UNF RH			
			APC2	Power Cable C/W 5/8" UNF RH			
			APC3	Power Cable C/W 7/8" UNF RH			
			APC4	Power Cable C/W 7/8" UNF LH			
			NOTE: See page 10 for USA terminations explanation				
			# Water Feed Hose				
			Part No.	Description			
			WF1	Water Feed Hose C/W 8.9mm Quick Fit			
			WF2	Water Feed Hose C/W 5/8" UNF LH			
			NOTE: See page 10 for USA terminations explanation				
			# Gas Supply Hose				
			Part No.	Description			
			GS2	Gas Supply Hose C/W 5.0mm Quick Fit			
			GS3	Gas Supply Hose C/W 5.95mm Quick Fit			
			GS4	Gas Supply Hose C/W 8.9mm Quick Fit			
			GS7	Gas Supply Hose C/W 5/8" UNF RH			
			NOTE: See page 10 for USA terminations explanation				
					Part No. Description		
					PERCP0	2 Pin Amphenol Plug	
					PERCP1	4 Pin Amphenol Plug	
					PERCP2	5 Pin Amphenol Plug	
					PERCP3	6 Pin Amphenol Plug	
					PERCP4	14 Pin Amphenol Plug	
					PERCP6	8 Pin Amphenol Plug	
					PERCP6_5	5 Pin Amphenol Plug	
					PERCP7	3 Pin Tuchel Plug	
					PERCP8	9 Pin Tuchel Plug	
					PERCP9	5 Pin Tuchel Plug	
					PERCP11	7 Pin Uniarc Plug	
					PXS12_J3P	3 Pin Plug	
			NOTE: See page 11 for cable plugs explanation				
					Part No. Description		
					12	12.5ft Cables (4m)	
					25	25ft Cables (8m)	
					37	37ft Cables (12m)	
					50	50ft Cables (16m)	
					NOTE: See page 9 for switches explanation		
					1THS	Rotate on/off 1K Potentiometer Switch Kit	
					2THS	Rotate on/off 5K Potentiometer Switch Kit	
					3THS	Rotate on/off 10K Potentiometer Switch Kit	
					4THS	Rotate on/off 25K Potentiometer Switch Kit	

An easy to use electronic torch package configurator system is also available at www.parkertorchology.com

Suregrip™ Ergo Tig Torch Range

USA Terminations

SGT 9 Air-Cooled Tig Welding Torch
Rating: 125A DC, 90A AC @ 35% duty cycle.



Wear parts identification page 23-28
Wear parts configuration page 29-33

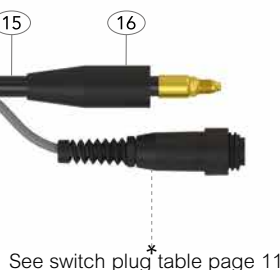
Model	
Description	Part Number
	4M / 12.5'
Suregrip™ Ergo Torch Package	SGT9-S1-12-APC1
	8M / 25'
	SGT9-S1-25-APC1
Standard torch packages include S1 momentary switch	

Alternative torch packages can be configured using the configurator on page 12 or at www.parkertorchology.com

Model			
Part Number	Description	Part Number	Description
1	PWP9 Torch Body Standard	13	PERNCS-32 Neoprene Cover X 3.2mt
2	P98W77 Back Cap 'O' Ring		PERNCS-72 Neoprene Cover X 7.2mt
3	P41V24 Back Cap Long	14	PERCO100-40 Sheath X 12.5ft Inc Leather Cover
4	P41V35 Back Cap Medium		PERCO100-80 Sheath X 25ft Inc Leather Cover
5	P41V33 Back Cap Short	15	*P57Y01OB-# Power Cable X 12.5ft O/B
6	PER1MS Momentary Kit		*P57Y03OB-# Power Cable X 25ft O/B
7	PERSWL4 Switch Lead 12.5ft	16	P0315071 Insulation Boot
	PERSWL8 Switch Lead 25ft		
8	PERSP1 Screw		
9	PERH100 Suregrip™ Small Ergo Tig Handle		
10	PERKJ100 Small Knuckle Joint & Lock Nut		
11	PERLC100-08 Leather Cover X 0.8mt		
12	PERJK100 Jointing Repair Kit		

*Note: Power cable assemblies are specified by utilizing the part number and a termination suffix from the power cable / gas supply hose table on page 10.

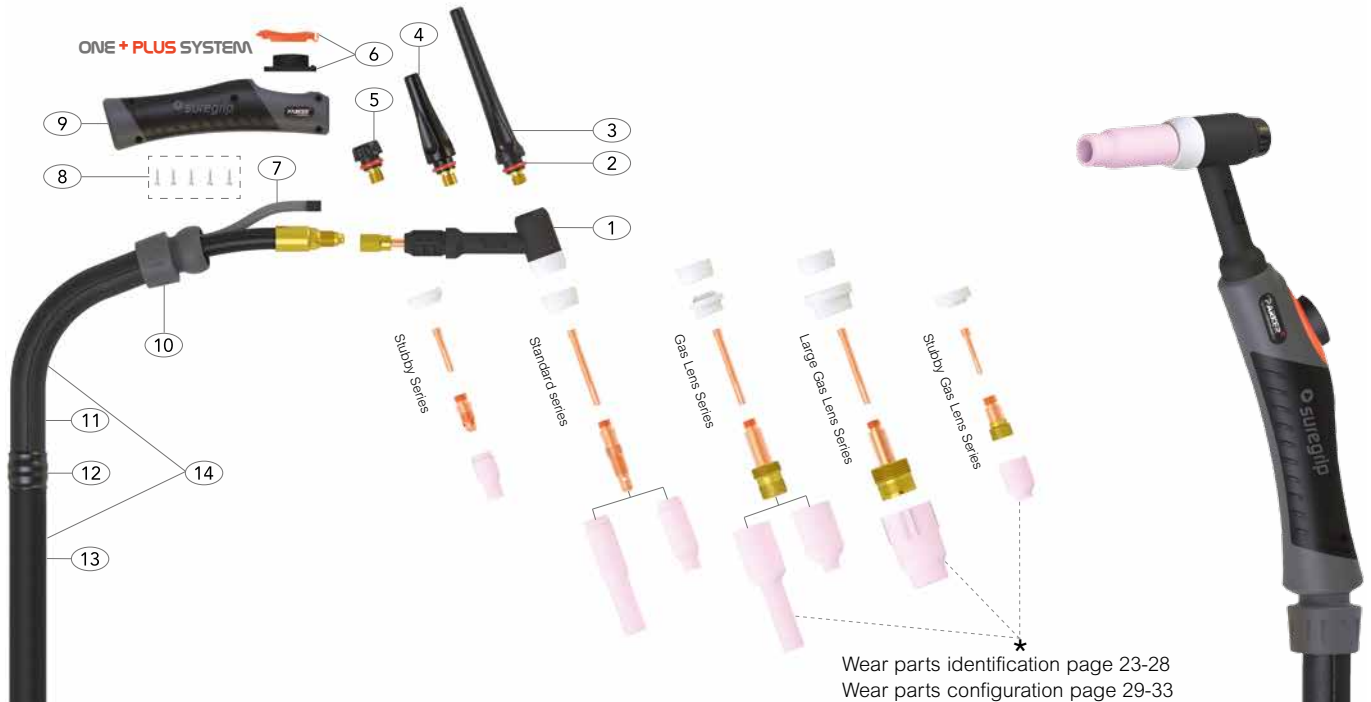
Example: P57Y01OB-APC1
Power cable C/W 3/8" UNF RH fitting



See switch plug table page 11



SGT 17 Air-Cooled Tig Welding Torch
 Rating: 150A DC, 105A AC @ 35% duty cycle.



Wear parts identification page 23-28
 Wear parts configuration page 29-33

Model		
Description	Part Number	
	4M / 12.5'	8M / 25'
Suregrip™ Ergo Torch Package	SGT17-S1-12-APC1	SGT17-S1-25-APC1
Standard torch packages include S1 momentary switch		

Alternative torch packages can be configured using the configurator on page 12 or at www.parkertorchology.com

Model			
Part Number	Description	Part Number	Description
1	PWP17 Torch Body Standard	14	PERCO100-40 Sheath X 12.5ft Inc Leather Cover
2	P98W18 Back Cap 'O' Ring		PERCO100-80 Sheath X 25ft Inc Leather Cover
3	P57Y02 Back Cap Long	15	*P57Y01OB-# Power Cable X 12.5ft O/B
4	P300M Back Cap Medium		*P57Y03OB-# Power Cable X 25ft O/B
5	P57Y04 Back Cap Short	16	P0315071 Insulation Boot
6	PER1MS Momentary Kit		
7	PERSWL4 Switch Lead 12.5ft		
	PERSWL8 Switch Lead 25ft		
8	PERSP1 Screw		
9	PERH100 Suregrip™ Small Ergo Tig Handle		
10	PERKJ100 Small Knuckle Joint & Lock Nut		
11	PERLC100-08 Leather Cover x 0.8mt		
12	PERJK100 Jointing Repair Kit		
13	PERNCS-32 Neoprene Cover X 3.2mt		
	PERNCS-72 Neoprene Cover X 7.2mt		

*Note: Power cable assemblies are specified by utilizing the part number and a termination suffix from the power cable table on page 10.

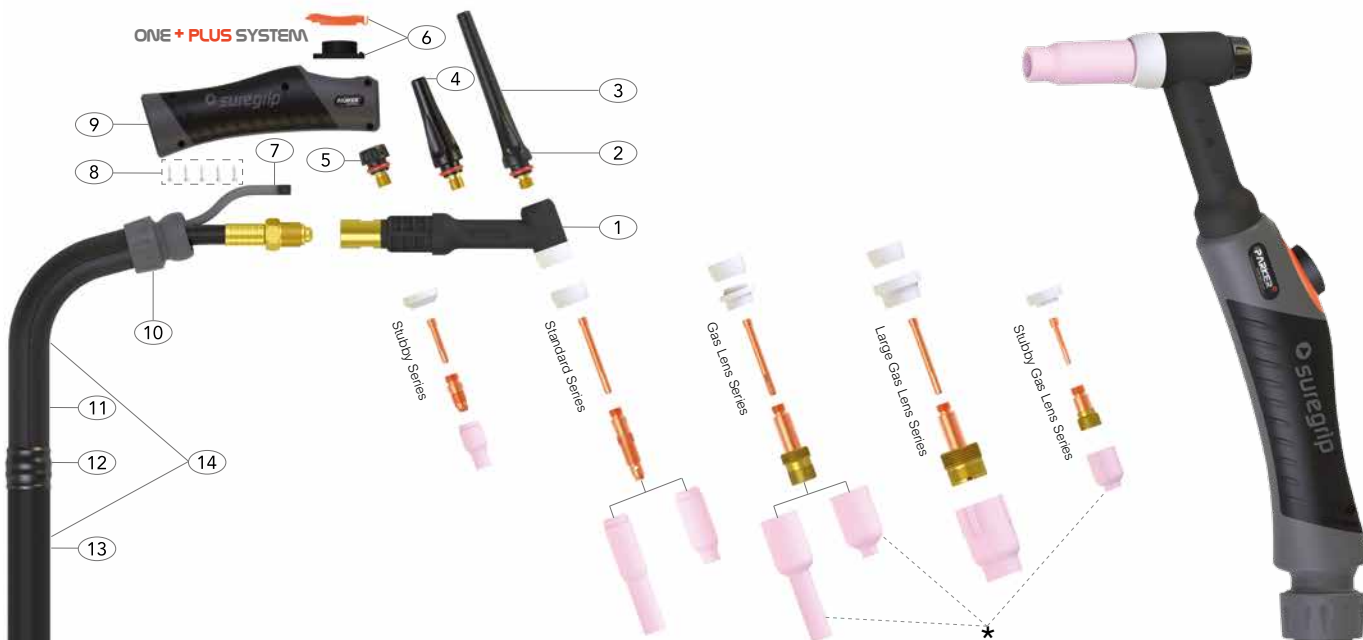
Example: P57Y01OB-APC1
 Power cable C/W 3/8" UNF RH fitting

See switch plug table page 11

Suregrip™ Ergo Tig Torch Range

USA Terminations

SGT 26 Air-Cooled Tig Welding Torch
 Rating: 180A DC, 125A AC @ 35% duty cycle.



Wear parts identification page 23-28
 Wear parts configuration page 29-33

Model		
Description	Part Number	
	4M / 12.5'	8M / 25'
Suregrip™ Ergo Torch Package	SGT26-S1-12-APC3	SGT26-S1-25-APC3
Standard torch packages include S1 momentary switch		

Alternative torch packages can be configured using the configurator on page 12 or at www.parkertorchology.com

Model			
Part Number	Description	Part Number	Description
1	PWP26 Torch Body Standard	14	PERCO200-40 Sheath X 12.5ft Inc Leather Cover
2	P98W18 Back Cap 'O' Ring		PERCO200-80 Sheath X 25ft Inc Leather Cover
3	P57Y02 Back Cap Long	15	P0315071 Insulation Boot
4	P300M Back Cap Medium	16	*P46V28OB-# Power Cable X 12.5ft O/B
5	P57Y04 Back Cap Short		*P46V30OB-# Power Cable X 25ft O/B
6	PER1MS Momentary Kit		
7	PERSWL4 Switch Lead 12.5ft		
	PERSWL8 Switch Lead 25ft		
8	PERSP1 Screw		
9	PERH200 Suregrip™ Large Ergo Tig Handle		
10	PERKJ200 Large Knuckle Joint & Lock Nut		
11	PERLC200-08 Leather Cover X 0.8mt		
12	PERJK200 Jointing Repair Kit		
13	PERNCL-32 Neoprene Cover X 3.2mt		
	PERNCL-72 Neoprene Cover X 7.2mt		

*Note: Power cable assemblies are specified by utilizing the part number and a termination suffix from the power cable table on page 10.

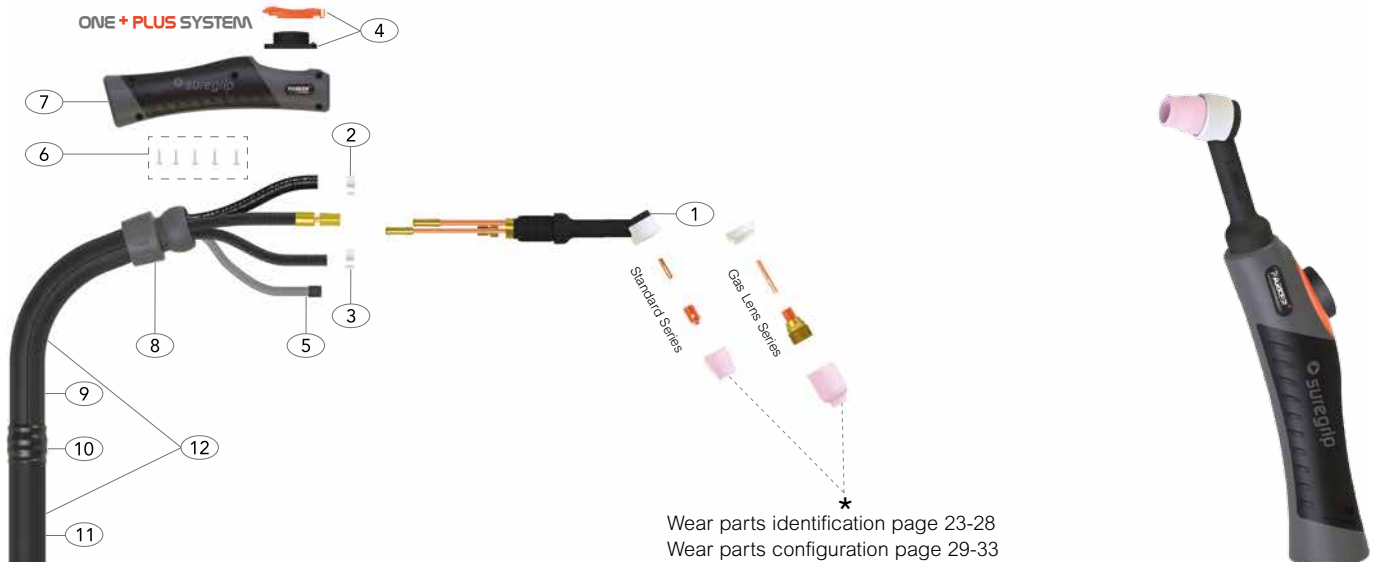
Example: P46V28OB-APC3
 Power cable C/W 7/8" UNF RH fitting



See switch plug table page 11



SGT 24W Water-Cooled Tig Welding Torch
 Rating: 180A DC, 125A AC @ 100% duty cycle.




Wear parts identification page 23-28
 Wear parts configuration page 29-33

Model		
Description	Part Number	
	4M / 12.5'	8M / 25'
Suregrip™ Ergo Torch Package	SGT24W-S1-12-APC4-WF2-GS7	SGT24W-S1-25-APC4-WF2-GS7
Standard torch packages include S1 momentary switch		

Alternative torch packages can be configured using the configurator on page 12 or at www.parkertorchology.com

Model			
Part Number	Description	Part Number	Description
1	PWP24W Torch Body Standard	13	P0315071 Insulation Boot
2	PB5025S Gas Hose Clamp 8.0mm	14	*P45V03OB-# Power Cable X 12.5ft O/B
3	PB5041 Water Hose Clamp 8.7mm		*P45V04OB-# Power Cable X 25ft O/B
4	PER1MS Momentary Kit	15	*PN45V07OB-# Water Hose X 12.5ft O/B
5	PERSWL4 Switch Lead 12.5ft		*PN45V08OB-# Water Hose X 25ft O/B
	PERSWL8 Switch Lead 25ft	16	*P45V09-# Gas Hose X 12.5ft PVC
6	PERSP1 Screw		*P45V10-# Gas Hose X 25ft PVC
7	PERH100 Suregrip™ Small Ergo Tig Handle	* Note: Power cable, gas and water hose assemblies are configured by utilizing the main part number and a termination suffix from the appropriate termination table on page 10.	
8	PERKJ100 Small Knuckle Joint & Lock Nut	Example: PN45V07OB-WF2	
9	PERLC100-08 Leather Cover X 0.8mt	Water feed hose C/W 5/8" UNF LH fitting	
10	PERJK100 Jointing Repair Kit		
11	PERNCS-32 Neoprene Cover X 3.2mt		
	PERNCS-72 Neoprene Cover X 7.2mt		
12	PERCO100-40 Sheath X 12.5ft Inc Leather Cover		
	PERCO100-80 Sheath X 25ft Inc Leather Cover		



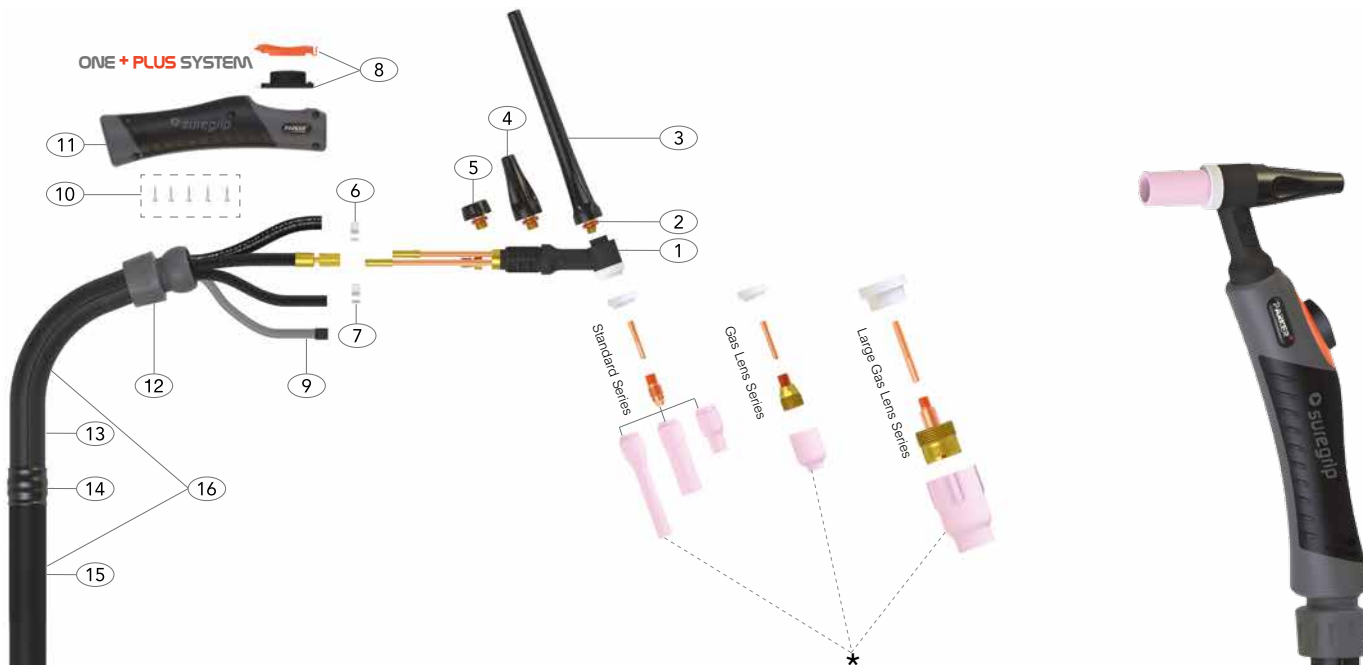
See switch plug table page 11

Suregrip™ Ergo Tig Torch Range

USA Terminations

SGT 20

Water-Cooled Tig Welding Torch
Rating: 225A DC, 160A AC @ 100% duty cycle.



Wear parts identification page 23-28
Wear parts configuration page 29-33

Model	
Description	Part Number
	4M / 12.5'
	8M / 25'
Suregrip™ Ergo Torch Package	SGT20-S1-12-APC4-WF2-GS7
	SGT20-S1-25-APC4-WF2-GS7


Standard torch packages include S1 momentary switch

Alternative torch packages can be configured using the configurator on page 12 or at www.parkertorchology.com

Model			
Part Number	Description	Part Number	Description
1	PWP20 Torch Body Standard	14	PERJK100 Jointing Repair Kit
2	P98W77 Back Cap 'O' Ring	15	PERNCS-32 Neoprene Cover X 3.2mt
3	P41V24 Back Cap Long	PERNCS-72	Neoprene Cover X 7.2mt
4	P41V35 Back Cap Medium	16	PERCO100-40 Sheath X 12.5ft Inc Leather Cover
5	P41V33 Back Cap Short	PERCO100-80	Sheath X 25ft Inc Leather Cover
6	PB5025S Gas Hose Clamp 8.0mm	17	P0315071 Insulation Boot
7	PB5041 Water Hose Clamp 8.7mm	18	*P45V03OB-# Power Cable X 12.5ft O/B
8	PER1MS Momentary Kit	*P45V04OB-#	Power Cable X 25ft O/B
9	PERSWL4 Switch Lead 12.5ft	19	*PN45V07OB-# Water Hose X 12.5ft O/B
	PERSWL8 Switch Lead 25ft	*PN45V08OB-#	Water Hose X 25ft O/B
10	PERSP1 Screw	20	*P45V09-# Gas Hose X 12.5ft PVC
11	PERH100 Suregrip™ Small Ergo Tig Handle	*P45V10-#	Gas Hose X 25ft PVC
12	PERKJ100 Small Knuckle Joint & Lock Nut		
13	PERLC100-08 Leather Cover X 0.8mt		

*Note: Power cable, gas and water hose assemblies are configured by utilizing the main part number and a termination suffix from the appropriate termination table on page 10.

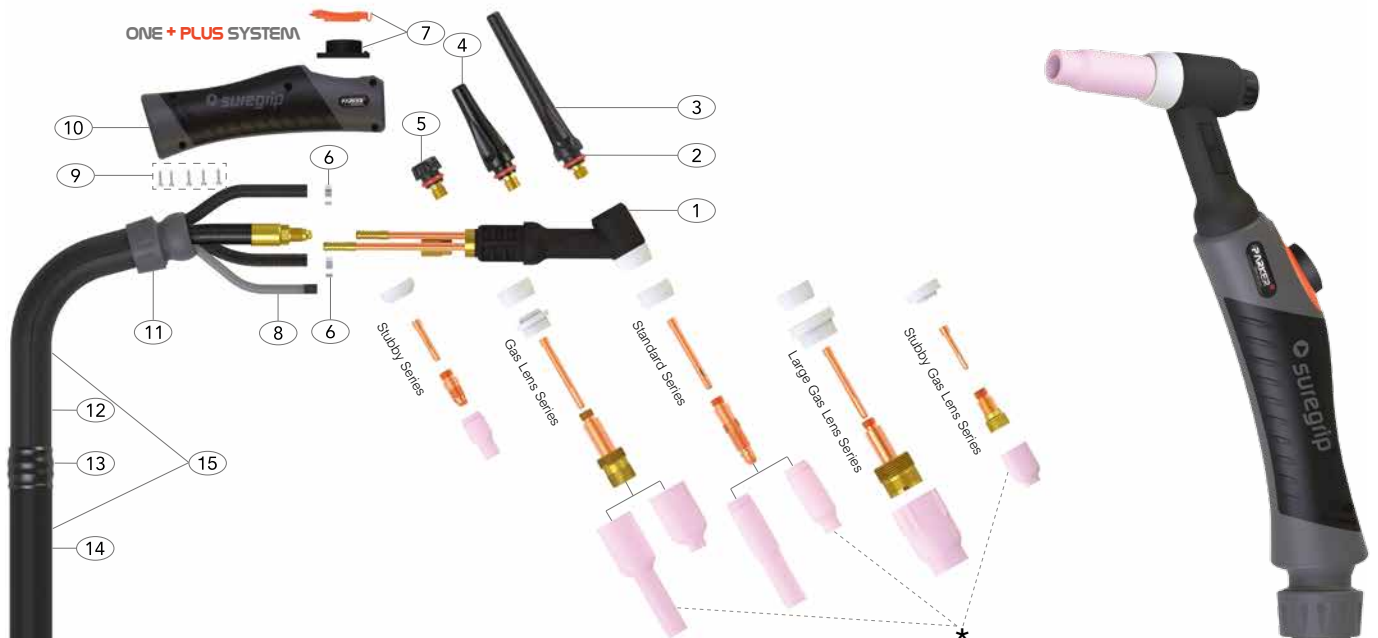
Example: P45V07OB-WF2
Water feed hose C/W 5/8" UNF LH fitting



See switch plug table page 11



SGT 18 Water-Cooled Tig Welding Torch
 Rating: 380A DC, 270A AC @ 100% duty cycle.



Wear parts identification page 23-28
 Wear parts configuration page 29-33

Model	
Description	Part Number
	4M / 12.5'
	8M / 25'
Suregrip™ Ergo Torch Package	SGT18-S1-12-APC4-WF2-GS7
	SGT18-S1-25-APC4-WF2-GS7

Standard torch packages include S1 momentary switch


Alternative torch packages can be configured using the configurator on page 12 or at www.parkertorchology.com

Model			
Part Number	Description	Part Number	Description
1	PWP18 Torch Body Standard	14	PERNCL-32 Neoprene Cover X 3.2mt
2	P98W18 Back Cap 'O' Ring	PERNCL-72	Neoprene Cover X 7.2mt
3	P57Y02 Back Cap Long	15	PERCO200-40 Sheath X 12.5ft Inc Leather Cover
4	P300M Back Cap Medium	PERCO200-80	Sheath X 25ft Inc Leather Cover
5	P57Y04 Back Cap Short	16	P0315071 Insulation Boot
6	PB5041 Water/Gas Hose Clamp 8.7mm	17	*P40V64OB-# Power Cable X 12.5ft O/B
7	PER1MS Momentary Kit	P41V29OB-#	Power Cable X 25ft O/B
8	PERSWL4 Switch Lead 12.5ft	18	*P45V07OB-# Water Hose X 12.5ft O/B
PERSWL8	Switch Lead 25ft	*P45V08OB-#	Water Hose X 12.5ft O/B
9	PERSP1 Screw	19	*P45V09-# Gas Hose X 12.5ft PVC
10	PERH200 Suregrip™ Large Ergo Tig Handle	*P45V10-#	Gas Hose X 25ft PVC
11	PERKJ200 Large Knuckle Joint & Lock Nut		
12	PERLC200-08 Leather Cover X 0.8mt		
13	PERJK200 Jointing Repair Kit		

* Note: Power cable, gas and water hose assemblies are configured by utilizing the main part number and a termination suffix from the appropriate termination table on page 10.

Example: P45V07OB-WF2

Water feed hose C/W 5/8" UNF LH fitting

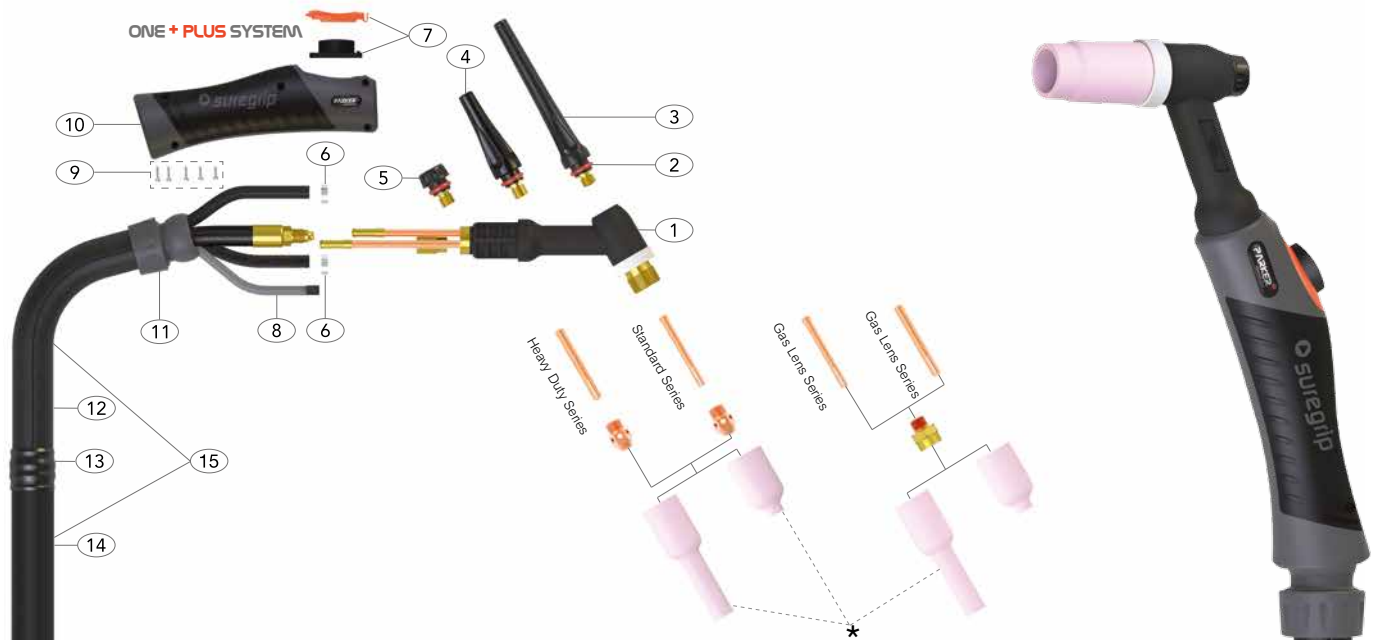


* See switch plug table page 11

Suregrip™ Ergo Tig Torch Range

USA Terminations

SGT 18SC Water-Cooled Tig Welding Torch
 Rating: 410A DC, 290A AC @ 100% duty cycle.




Wear parts identification page 23-28
 Wear parts configuration page 29-33

Model		
Description	Part Number	
	4M / 12.5'	8M / 25'
Suregrip™ Ergo Torch Package	SGT18SC-S1-12-APC4-WF2-GS7	SGT18SC-S1-25-APC4-WF2-GS7
Standard torch packages include S1 momentary switch		

Alternative torch packages can be configured using the configurator on page 12 or at www.parkertorchology.com

Model			
Part Number	Description	Part Number	Description
1	PWP18SC Torch Body	14	PERNCL-32 Neoprene Cover X 3.2mt
2	P98W18 Back Cap 'O' Ring		PERNCL-72 Neoprene Cover X 7.2mt
3	P57Y02 Back Cap Long	15	PERCO200-40 Sheath X 12.5ft Inc Leather Cover
4	P300M Back Cap Medium		PERCO200-80 Sheath X 25ft Inc Leather Cover
5	P57Y04 Back Cap Short	16	P0315071 Insulation Boot
6	PB5041 Water/Gas Hose Clamp 8.7mm	17	*PHD40V64OB-# Power Cable X 12.5ft O/B
7	PER1MS Momentary Kit		*PHD41V29OB-# Power Cable X 25ft O/B
8	PERSWL4 Switch Lead 12.5ft	18	*P45V07OB-# Water Hose X 12.5ft O/B
	PERSWL8 Switch Lead 25ft		*P45V08OB-# Water Hose X 12.5ft O/B
9	PERSP1 Screw	19	*P45V09-# Gas Hose X 12.5ft PVC
10	PERH200 Suregrip™ Large Ergo Tig Handle		*P45V10-# Gas Hose X 25ft PVC
11	PERKJ200 Large Knuckle Joint & Lock Nut	* Note: Power cable, gas and water hose assemblies are configured by utilizing the main part number and a termination suffix from the appropriate termination table on page 10.	
12	PERLC200-08 Leather Cover X 0.8mt		
13	PERJK200 Jointing Repair Kit		

Example: P45V07OB-WF2
 Water feed hose C/W 5/8" UNF LH fitting

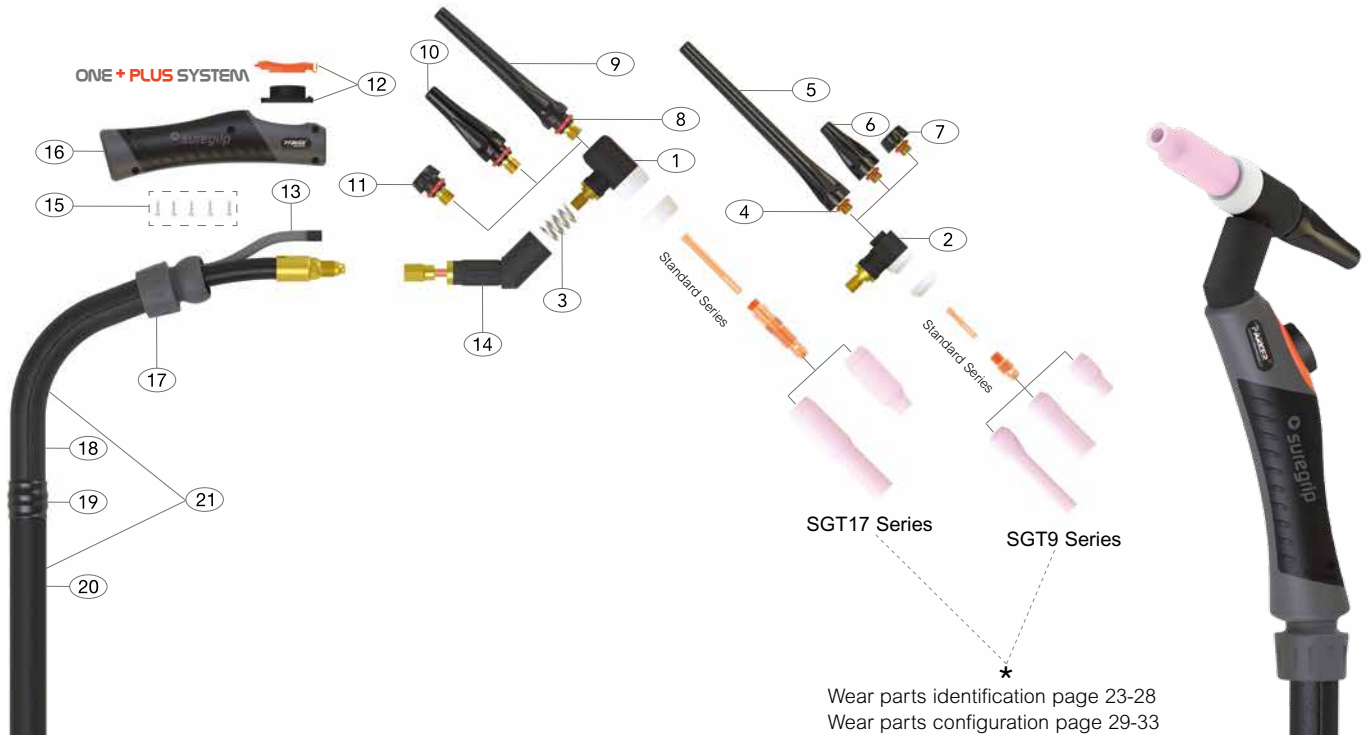


* See switch plug table page 11



SGT 125M

Air-Cooled Tig Welding Torch
 Rating: PM9-90 head 95A DC, 65A AC @ 35% duty cycle.
 Rating: PM17-90 head 150A DC, 105A AC @ 35% duty cycle.



Wear parts identification page 23-28
 Wear parts configuration page 29-33

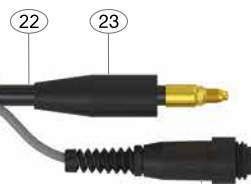
Model		
Description	Part Number	
	4M / 12.5'	8M / 25'
Suregrip™ Ergo Torch Package	SGTSF125M-UM17-90-S1-12-APC1	SGTSF125M-UM17-90-S1-25-APC1
Standard torch packages include S1 momentary switch		

Alternative torch packages can be configured using the configurator on page 12 or at www.parkertorchology.com

Model			
Part Number	Description	Part Number	Description
1	PM17-90 Torch Head 90° (Standard Set-up)	17	PERKJ100 Small Knuckle Joint & Lock Nut
2	PM9-90 Torch Head 90°	18	PERLC100-08 Leather Cover X 0.8mt
3	P4276270 Spring	19	PERJK100 Jointing Repair Kit
4	P98W77 Back Cap 'O' Ring	20	PERNCS-32 Neoprene Cover X 3.2mt
5	P41V24 Back Cap Long		PERNCS-72 Neoprene Cover X 7.2mt
6	P41V33 Back Cap Medium	21	PERCO100-40 Sheath X 12.5ft Inc Leather Cover
7	P41V35 Back Cap Short		PERCO100-80 Sheath X 25ft Inc Leather Cover
8	P98W18 Back Cap 'O' Ring	22	*P57Y01OB-# Power Cable X 12.5ft O/B
9	P57Y02 Back Cap Long		*P57Y03OB-# Power Cable X 25ft O/B
10	P300M Back Cap Medium	23	P0315071 Insulation Boot
11	P57Y04 Back Cap Short		
12	PER1MS Momentary Kit		
13	PERSWL4 Switch Lead 12.5ft		
	PERSWL8 Switch Lead 25ft		
14	P125M Torch Body		
15	PERSP1 Screw		
16	PERH100N Suregrip™ Small Ergo Tig Handle		

*Note: Power cable assemblies are specified by utilizing the part number and a termination suffix from the power cable table on page 10.

Example: P57Y01OB-APC1
 Power cable C/W 3/8" UNF RH fitting



See switch plug table page 11

Suregrip™ Ergo Tig Torch Range

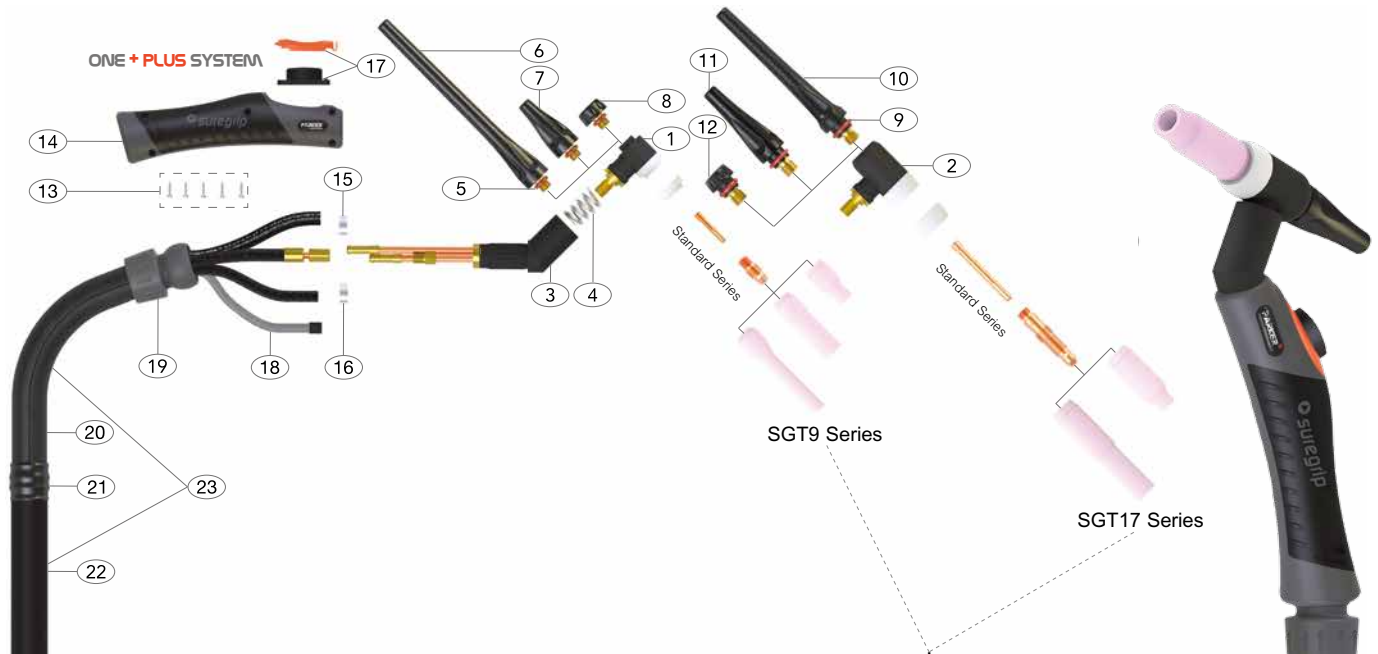
USA Terminations

SGT 250M

Water-Cooled Tig Welding Torch

Rating: PM9-90head 225A DC, 160A AC @ 100% duty cycle.

Rating: PM17-90 head 250A DC, 175A AC @ 100% duty cycle.



Wear parts identification page 23-28
Wear parts configuration page 29-33

Model	Part Number	
Description	4M / 12.5'	8M / 25'
Suregrip™ Ergo Torch Package	SGTSF250M-UM9-90-S1-12-APC4-WF2-GS7	SGTSF250M-UM9-90-S1-25-APC4-WF2-GS7
Standard torch packages include S1 momentary switch		

Alternative torch packages can be configured using the configurator on page 12 or at www.parkertorchology.com

Model		Part Number	Description	Part Number	Description
1	PM9-90	Torch Head 90° (Standard Set-up)	16	PB5041	Water Hose Clamp 8.7mm
2	PM17-90	Torch Head 90°	17	PER1MS	Momentary Kit
3	P250M	Torch Body	18	PERSWL4	Switch Lead 12.5ft
4	P4276270	Spring	18	PERSWL8	Switch Lead 25ft
5	P98W77	Back Cap 'O' Ring	19	PERKJ100	Small Knuckle Joint & Lock Nut
6	P41V24	Back Cap Long	20	PERLC100-08	Leather Cover X 0.8mt
7	P41V35	Back Cap Medium	21	PERJK100	Jointing Repair Kit
8	P41V33	Back Cap Short	22	PERNCS-32	Neoprene Cover X 3.2mt
9	P98W18	Back Cap 'O' Ring	22	PERNCS-72	Neoprene Cover X 7.2mt
10	P57Y02	Back Cap Long	23	PERCO100-40	Sheath X 12.5ft Inc Leather Cover
11	P300M	Back Cap Medium	23	PERCO100-80	Sheath X 25ft Inc Leather Cover
12	P57Y04	Back Cap Short	24	P0315071	Insulation Boot
13	PERSP1	Screw	25	* P45V03OB-#	Power Cable X 12.5ft O/B
14	PERH100N	Suregrip™ Small Ergo Tig Handle	25	* P45V04OB-#	Power Cable X 25ft O/B
15	PB5025S	Gas Hose Clamp 8.0mm	26	* PN45V07OB-#	Water Hose X 12.5ft O/B
			26	* PN45V08OB-#	Water Hose X 25ft O/B
			27	* P45V09-#	Gas Hose X 12.5ft PVC
			27	* P45V10-#	Gas Hose X 25ft PVC

* Note: Power cable, gas and water hose assemblies are configured by utilizing the main part number and a termination suffix from the appropriate termination table on page 10.

Example: PN45V07OB-WF2
Water feed hose C/W 5/8" UNF LH fitting



See switch plug table page 11



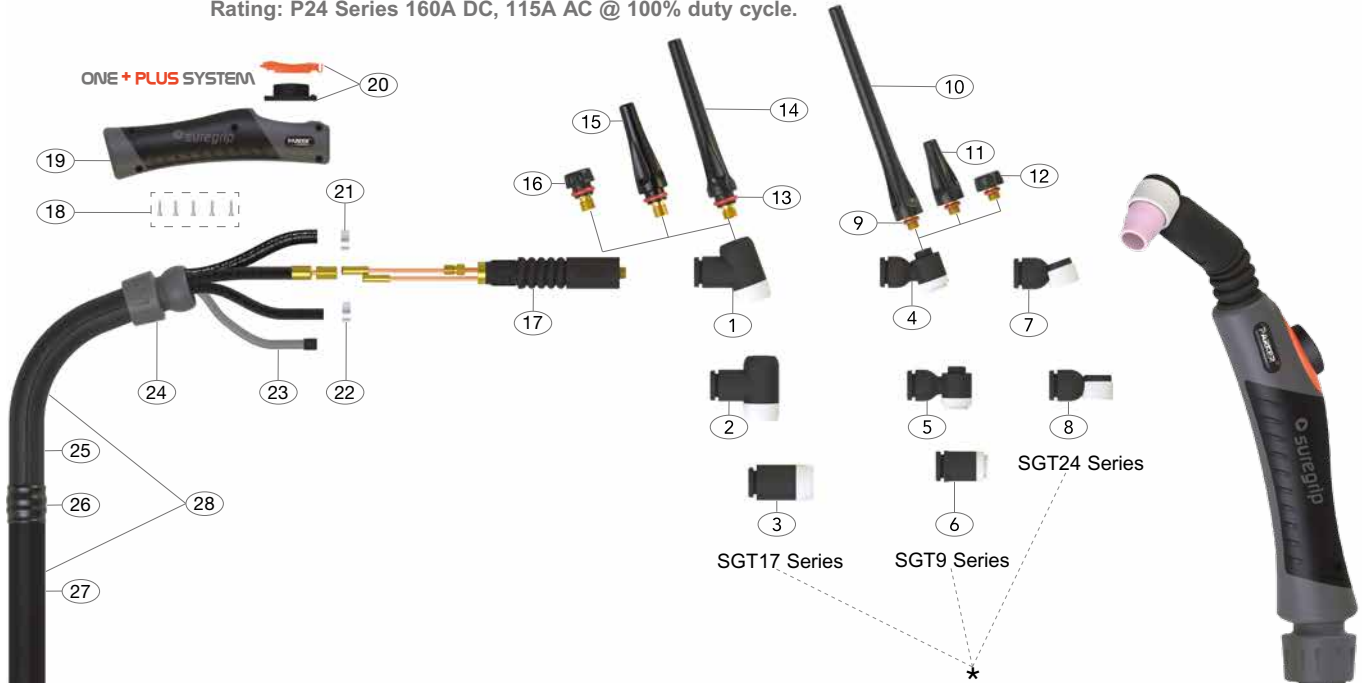
SGT 225F

Water-Cooled Tig Welding Torch

Rating: P18 Series 225A DC, 160A AC @ 100% duty cycle.

Rating: P20 Series 200A DC, 140A AC @ 100% duty cycle.

Rating: P24 Series 160A DC, 115A AC @ 100% duty cycle.



Wear parts identification page 23-28
Wear parts configuration page 29-33

Model	Part Number	
Description	4M / 12.5'	8M / 25'
Suregrip™ Ergo Torch Package	SGTSF225-U20-70-S1-12-APC4-WF2-GS7	SGTSF225-U20-70-S1-25-APC4-WF2-GS7
Standard torch packages include S1 momentary switch		

Alternative torch packages can be configured using the configurator on page 12 or at www.parkertorchology.com

Model		Part Number	Description		
1	P18-70	Torch Head 70°	17	P225F	Torch Body
2	P18-90	Torch Head 90°	18	PERSP1	Screw
3	P18-180	Torch Head 180°	19	PERH100	Suregrip™ Small Ergo Tig Handle
4	P20-70	Torch Head 70° (Standard Set-up)	20	PER1MS	Momentary Kit
5	P20-90	Torch Head 90°	21	PB5025S	Gas Hose Clamp 8.0mm
6	P20-180	Torch Head 180°	22	PB5041	Water Hose Clamp 8.7mm
7	P24-70	Torch Head 70°	23	PERSWL4	Switch Lead 12.5ft
8	P24-90	Torch Head 90°		PERSWL8	Switch Lead 25ft
9	P98W77	Back Cap 'O' Ring	24	PERKJ100	Small Knuckle Joint & Lock Nut
10	P41V24	Back Cap Long	25	PERLC100-08	Leather Cover X 0.8mt
11	P41V35	Back Cap Medium	26	PERJK100	Jointing Repair Kit
12	P41V33	Back Cap Short	27	PERNCS-32	Neoprene Cover X 3.2mt
13	P98W18	Back Cap 'O' Ring		PERNCS-72	Neoprene Cover X 7.2mt
14	P57Y02	Back Cap Long	28	PERCO100-40	Sheath X 12.5ft Inc Leather Cover
15	P300M	Back Cap Medium		PERCO100-80	Sheath X 25ft Inc Leather Cover
16	P57Y04	Back Cap Short		P0315071	Insulation Boot
			30	*P45V03OB-#	Power Cable X 12.5ft O/B
				*P45V04OB-#	Power Cable X 25ft O/B
			31	*PN45V07OB-#	Water Hose X 12.5ft O/B
				*PN45V08OB-#	Water Hose X 25ft O/B
			32	*P45V09-#	Gas Hose X 12.5ft PVC
				*P45V10-#	Gas Hose X 25ft PVC

* Note: Power cable, gas and water hose assemblies are configured by utilizing the main part number and a termination suffix from the appropriate termination table on page 10.

Example: PN45V07OB-WF2

Water feed hose C/W 5/8" UNF LH fitting

See switch plug table page 11

Standard Collets

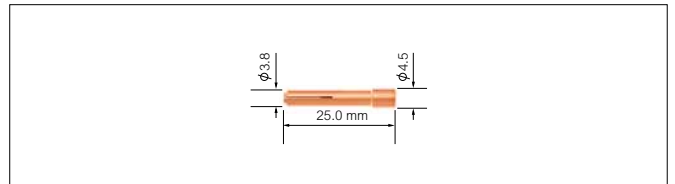
SGT 17/18/18SC/26/125M/250M/225F

Part No.	Description	Electrode Size	
		MM	INCH
P10N21	Standard Collet	0.5	0.020
P10N22	Standard Collet	1.0	0.040
P10N23	Standard Collet	1.6	1/16
P10N23M	Standard Collet	2.0	5/64
P10N24	Standard Collet	2.4	3/32
P10N25	Standard Collet	3.2	1/8



SGT 9/20/125M/250M/225F

Part No.	Description	Electrode Size	
		MM	INCH
P13N20	Standard Collet	0.5	0.020
P13N21	Standard Collet	1.0	0.040
P13N22	Standard Collet	1.6	1/16
P13N22M	Standard Collet	2.0	5/64
P13N23	Standard Collet	2.4	3/32



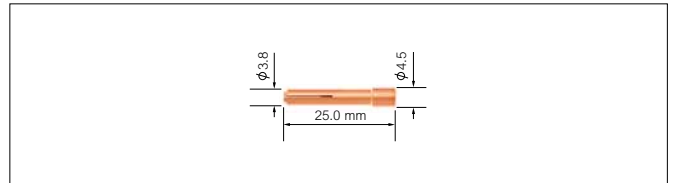
SGT 18/18SC/125M/250M/225F

Part No.	Description	Electrode Size	
		MM	INCH
P54N20	Standard Collet	4.0	5/32



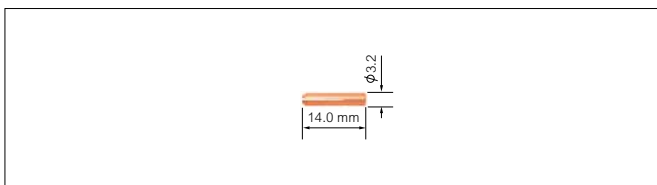
SGT 20/125M/250M/225F

Part No.	Description	Electrode Size	
		MM	INCH
P13N24	Standard Collet	3.2	1/8



SGT 24W/225F


Part No.	Description	Electrode Size	
		MM	INCH
P53N14	Standard Collet	1.6	1/16
P53N16	Standard Collet	1.0	0.040



Heavy Duty Collets

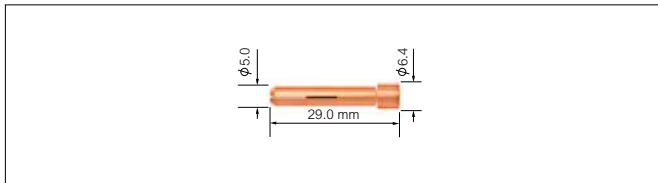
SGT 18SC

Part No.	Description	Electrode Size	
		MM	INCH
P10N25HD	Heavy Duty Collet	3.2	1/8
P54N20HD	Heavy Duty Collet	4.0	5/32
P18C36	Heavy Duty Collet	4.8	3/16



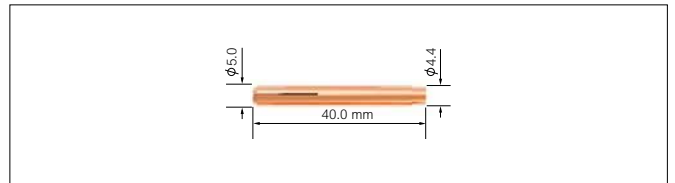
Stubby Series Collets

SGT		17/18/26/125M/250M/225F	
Part No.	Description	Electrode Size	
		MM	INCH
P10N21S	Stubby Series Collet	0.5	0.020
P10N22S	Stubby Series Collet	1.0	0.040
P10N23S	Stubby Series Collet	1.6	1/16
P10N24S	Stubby Series Collet	2.4	3/32
P10N25S	Stubby Series Collet	3.2	1/8



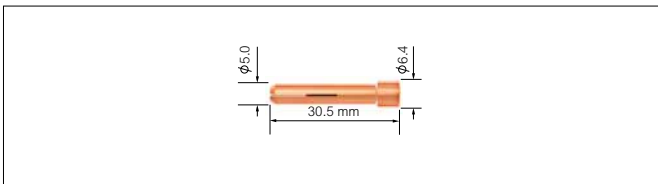
Large Diameter Gas Lens Collets

SGT		9/20/125M/250M/225F	
Part No.	Description	Electrode Size	
		MM	INCH
P13N20L	Large Diameter Gas Lens Collet	0.5	0.020
P13N21L	Large Diameter Gas Lens Collet	1.0	0.040
P13N22L	Large Diameter Gas Lens Collet	1.6	1/16
P13N23L	Large Diameter Gas Lens Collet	2.4	3/32
P13N24L	Large Diameter Gas Lens Collet	3.2	1/8



Stubby Series Collets

SGT		17/18/26/125M/250M/225F	
Part No.	Description	Electrode Size	
		MM	INCH
PSTB13N20	Stubby Series Collet	0.5	0.020
PSTB13N21	Stubby Series Collet	1.0	0.040
PSTB13N22	Stubby Series Collet	1.6	1/16
PSTB13N22M	Stubby Series Collet	2.0	5/64
PSTB13N23	Stubby Series Collet	2.4	3/32



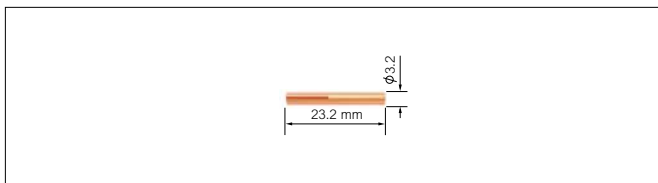
Standard Collet Bodies

SGT		17/18/26/125M/250M/225F	
Part No.	Description	Electrode Size	
		MM	INCH
P10N28	Standard Collet Body	3.2	1/8
P10N29	Standard Collet Body	0.5	0.020
P10N30	Standard Collet Body	1.0	0.040
P10N31	Standard Collet Body	1.6	1/16
P10N31M	Standard Collet Body	2.0	5/64
P10N32	Standard Collet Body	2.4	3/32



Gas Lens Collets

SGT		225F	
Part No.	Description	Electrode Size	
		MM	INCH
P53N64	Gas Lens Collet	1.6	1/16

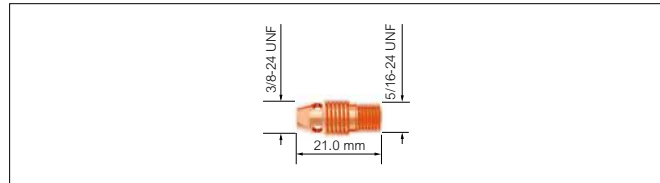


SGT		18/250M/225F	
Part No.	Description	Electrode Size	
		MM	INCH
P406488	Standard Collet Body	4.0	5/32



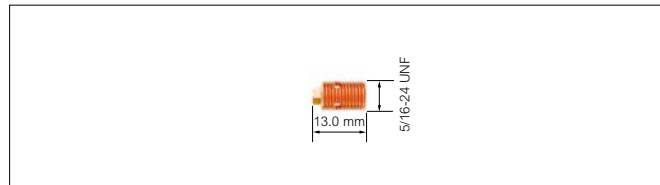
Standard Collet Bodies

SGT		9/20/125M/250M/225F	
Part No.	Description	Electrode Size	
		MM	INCH
P13N25	Standard Collet Body	0.5	0.020
P13N26	Standard Collet Body	1.0	0.040
P13N27	Standard Collet Body	1.6	1/16
P13N27M	Standard Collet Body	2.0	5/64
P13N28	Standard Collet Body	2.4	3/32
P13N29	Standard Collet Body	3.2	1/8



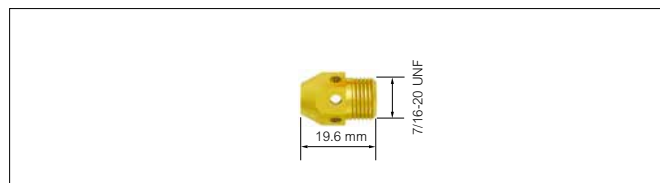
Standard Collet Bodies

SGT		24W/225F	
Part No.	Description	Electrode Size	
		MM	INCH
P53N18	Standard Collet Body	1.0	0.040
P53N19	Standard Collet Body	1.6	1/16
P24CB332	Standard Collet Body	2.4	3/32

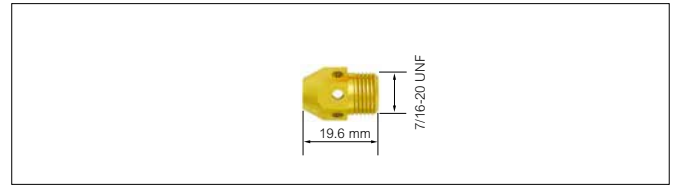


Heavy Duty Collet Bodies

SGT		18SC	
Part No.	Description	Bore	
		MM	
PNCB-53	Standard Nose Collet Body	3.4	

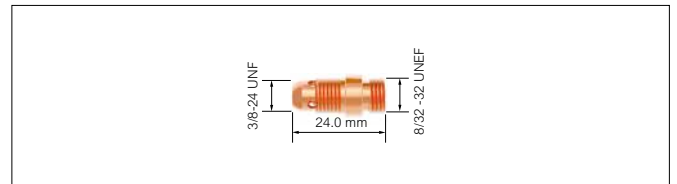


SGT		18SC	
Part No.	Description	Bore	
		MM	
PNCB-36	Heavy Duty Nose Collet Body	5.0	




Stubby Collet Bodies

SGT		17/18/26/125M/250M/225F	
Part No.	Description	Bore	
		MM	
P17CB20	Stubby Collet Body	3.5	

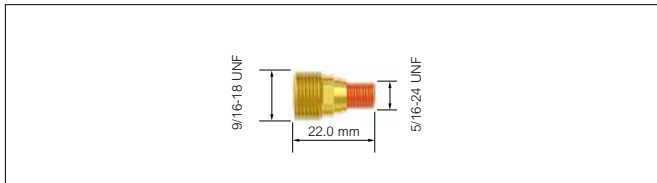


SGT		17/18/26/125M/250M/225F	
Part No.	Description	Electrode Size	
		MM	INCH
P45V24	Gas Lens Body	1.0	0.040
P45V25	Gas Lens Body	1.6	1/16
P45V25M	Gas Lens Body	2.0	5/64
P45V26	Gas Lens Body	2.4	3/32
P45V27	Gas Lens Body	3.2	1/8
P45V28	Gas Lens Body	4.0	5/32
P45V29	Gas Lens Body	0.5	0.020

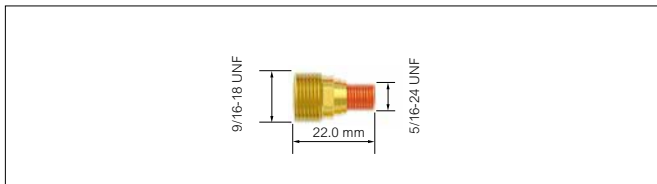


Gas Lens Bodies

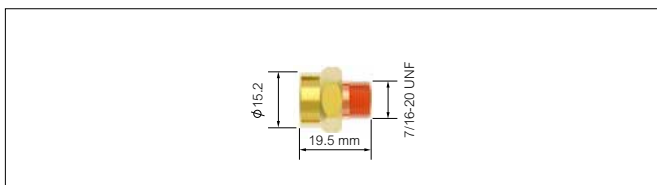
SGT 9/20/24W/125M/250M/225F		Electrode Size	
Part No.	Description	MM	INCH
		P45V41	Gas Lens Body
P45V42	Gas Lens Body	1.0	0.040
P45V43	Gas Lens Body	1.6	1/16
P45V43M	Gas Lens Body	2.0	5/64
P45V44	Gas Lens Body	2.4	3/32



SGT 9/20/125M/250M/225F		Electrode Size	
Part No.	Description	MM	INCH
		P45V45	Gas Lens Body

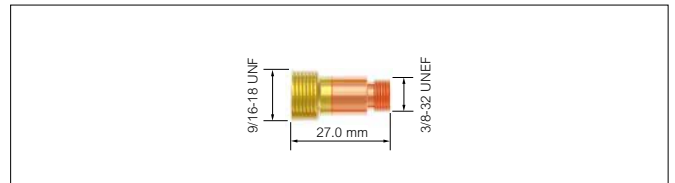


SGT 18SC		Electrode Size	
Part No.	Description	MM	INCH
		P18GL16	Gas Lens Body
P18GL32	Gas Lens Body	2.4	3/32
P18GL18	Gas Lens Body	3.2	1/8
P18GL53	Gas Lens Body	4.0	5/32
P18GL36	Gas Lens Body	4.8	3/16



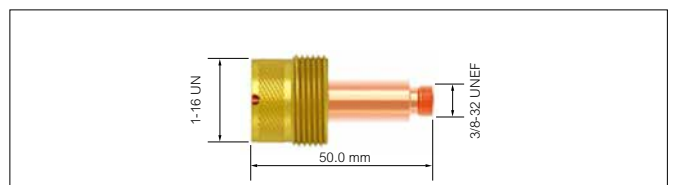
Stubby Gas Lens Bodies

SGT 17/18/26/125M/250M/225F		Electrode Size	
Part No.	Description	MM	INCH
		PSTB45V41	Stubby Gas Lens Body
PSTB45V42	Stubby Gas Lens Body	1.0	0.040
PSTB45V43	Stubby Gas Lens Body	1.6	1/16
PSTB45V43M	Stubby Gas Lens Body	2.0	5/64
PSTB45V44	Stubby Gas Lens Body	2.4	3/32
PSTB45V45	Stubby Gas Lens Body	3.2	1/8



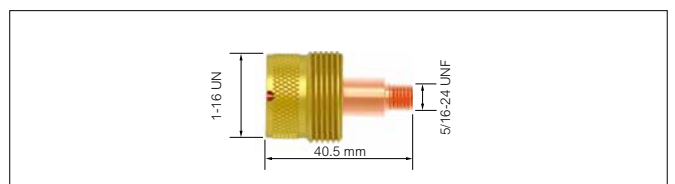
Large Diameter Gas Lens Bodies

SGT 17/18/26/125M/250M/225F		Electrode Size	
Part No.	Description	MM	INCH
		P45V0204	Large Diameter Gas Lens Body
P45V116	Large Diameter Gas Lens Body	1.6	1/16
P45V64	Large Diameter Gas Lens Body	2.4	3/32
P45V63	Large Diameter Gas Lens Body	4.0	5/32
P995795	Large Diameter Gas Lens Body	3.2	1/8



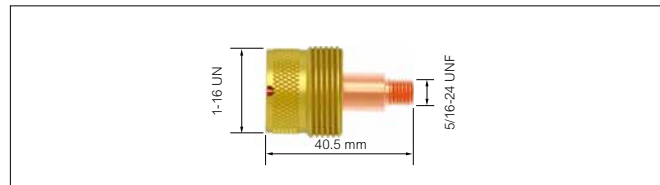
Large Diameter Gas Lens Bodies

SGT 9/20/125M/250M/225F		Electrode Size	
Part No.	Description	MM	INCH
		P45V0204S	Large Diameter Gas Lens Body
P45V116S	Large Diameter Gas Lens Body	1.6	1/16
P45V64S	Large Diameter Gas Lens Body	2.4	3/32
P45V63S	Large Diameter Gas Lens Body	4.0	5/32

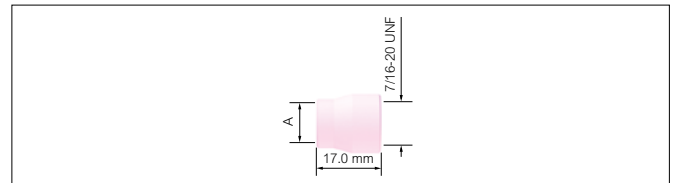


Large Diameter Gas Lens Bodies

SGT		20/125M/250M/225F		
Part No.	Description	Electrode Size		
		MM	INCH	
P995795S	Large Diameter Gas Lens Body	3.2	1/8	



SGT		24W/225F		
Part No.	Description	Size	BoreA	
			MM	INCH
P53N24	Standard Ceramic Cup	4	6	1/4
P53N25	Standard Ceramic Cup	5	8	5/16
P53N27	Standard Ceramic Cup	6	10	3/8



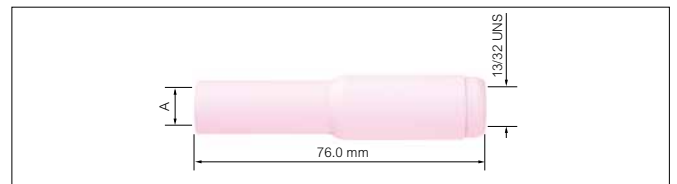
Standard Ceramic Cups

SGT		17/18/26/125M/250M/225F		
Part No.	Description	Size	BoreA	
			MM	INCH
P10N44	Standard Ceramic Cup	12	19	3/4
P10N45	Standard Ceramic Cup	10	16	5/8
P10N46	Standard Ceramic Cup	8	12.5	1/2
P10N47	Standard Ceramic Cup	7	11	7/16
P10N48	Standard Ceramic Cup	6	10	3/8
P10N49	Standard Ceramic Cup	5	8	5/16
P10N50	Standard Ceramic Cup	4	6	1/4

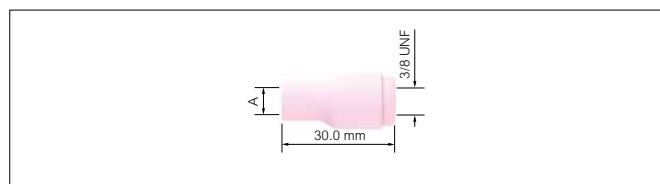


Standard Long Ceramic Cups

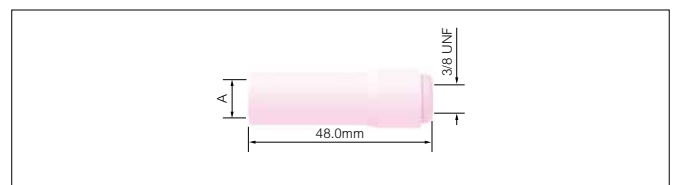
SGT		17/18/26/125M/250M/225F		
Part No.	Description	Size	BoreA	
			MM	INCH
P10N47L	Standard Long Ceramic Cup	7L	11	7/16
P10N48L	Standard Long Ceramic Cup	6L	10	3/8
P10N49L	Standard Long Ceramic Cup	5L	8	5/16



SGT		9/17/18/20/26/125M/250M/225F		
Part No.	Description	Size	BoreA	
			MM	INCH
P13N08	Standard Ceramic Cup	4	6	1/4
P13N09	Standard Ceramic Cup	5	8	5/16
P13N10	Standard Ceramic Cup	6	10	3/8
P13N11	Standard Ceramic Cup	7	11	7/16
P13N12	Standard Ceramic Cup	8	12.5	1/2
P13N13	Standard Ceramic Cup	10	16	5/8




SGT		9/20/125M/250M/225F		
Part No.	Description	Size	BoreA	
			MM	INCH
P796F70	Standard Long Ceramic Cup	3	5	3/16
P796F71	Standard Long Ceramic Cup	4	6	1/4
P796F72	Standard Long Ceramic Cup	5	8	5/16
P796F73	Standard Long Ceramic Cup	6	10	3/8



Standard Extra Long Ceramic Cups

SGT 9/20/125M/250M/225F		Size	BoreA	
Part No.	Description		MM	INCH
P796F74	Standard Extra Long Ceramic Cup	3	5	3/16
P796F75	Standard Extra Long Ceramic Cup	4	6	1/4
P796F76	Standard Extra Long Ceramic Cup	5	8	5/16
P796F77	Standard Extra Long Ceramic Cup	6	10	3/8



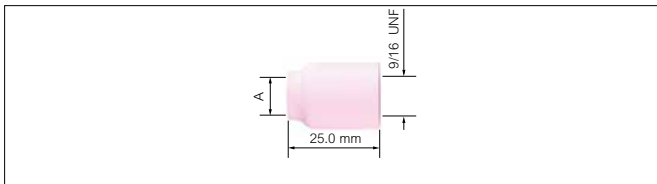
Long Gas Lens Ceramic Cups

SGT 17/18/18SC/26/125M/250M/225F		Size	BoreA	
Part No.	Description		MM	INCH
P54N15L	Long Gas Lens Ceramic Cup	7	11	7/16
P54N16L	Long Gas Lens Ceramic Cup	6	10	3/8
P54N17L	Long Gas Lens Ceramic Cup	5	8	5/16



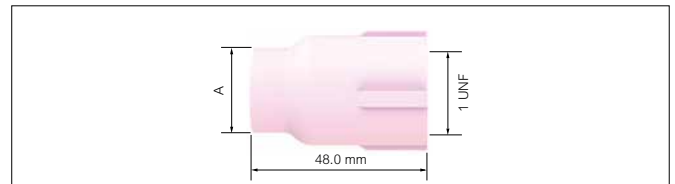
Gas Lens Cups

SGT 9/17/18/20/24W/26/125M/250M/225F		Size	BoreA	
Part No.	Description		MM	INCH
P53N58	Gas Lens Cup	4	6	1/4
P53N59	Gas Lens Cup	5	8	5/16
P53N60	Gas Lens Cup	6	10	3/8
P53N61	Gas Lens Cup	7	11	7/16
P53N61S	Gas Lens Cup	8	12.5	1/2

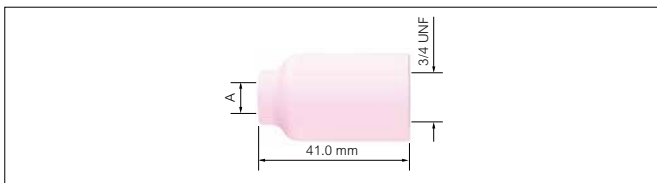


Large Diameter Gas Lens Cups

SGT 9/17/18/20/26/125M/250M/225F		Size	BoreA	
Part No.	Description		MM	INCH
P57N74	Large Diameter Gas Lens Cup	8	12.5	1/2
P57N75	Large Diameter Gas Lens Cup	6	10	3/8
P53N87	Large Diameter Gas Lens Cup	12	19	3/4
P53N88	Large Diameter Gas Lens Cup	10	16	5/8




SGT 17/18/18SC/26/125M/250M/225F		Size	BoreA	
Part No.	Description		MM	INCH
P54N14	Gas Lens Cup	8	12.5	1/2
P54N15	Gas Lens Cup	7	11	7/16
P54N16	Gas Lens Cup	6	10	3/8
P54N17	Gas Lens Cup	5	8	5/16
P54N18	Gas Lens Cup	4	6	1/4
P54N19	Gas Lens Cup	11	17	11/16



Wear Parts Configuration Tables

DGT/SGT 9/20 Series

Standard Series



P796F Range
Standard Extra Long
Ceramic Cup

P796F Range
Standard Long Ceramic Cup

P13N Range
Standard Ceramic Cup

Gas Lens Series



P53N Range
Gas Lens Ceramic Cup

Large Gas Lens Series



Large Diameter
Gas Lens Ceramic Cup

*Wear Parts part number and sizes are available on pages 23-28

DGT/SGT 17/18/26 Series

Standard Series



P10N Range
Standard Long Ceramic Cup

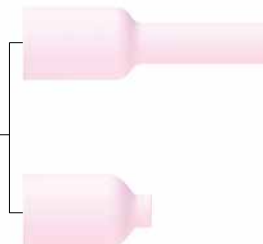
P10N Range
Standard Ceramic Cup

Stubby Series



P13N Range
Standard Ceramic Cup

Gas Lens Series



P54N Range
Long Gas Lens Ceramic Cup

P54N Range
Gas Lens Ceramic Cup

Stubby Gas Lens Series



PSTB80300236
Gasket



PSTB13N Range
Stubby Collet



PSTB45V Range
Stubby Gas Lens Body



P53N Range
Gas Lens Ceramic Cup

Large Gas Lens Series



P18CG
Gasket



P54N63
Gasket



P10N Range
Standard Collet



P45V Range
Large Diameter Gas Lens Body



Large Diameter
Gas Lens Ceramic Cup

*Wear Parts part number and sizes are available on pages 23-28

DGT/SGT 18SC Series

Standard Series



P18NG
Gasket



P10N Range
Standard Collet



PNCB-53
Standard Nose
Collet Body



P54N Range
Gas Lens Ceramic Cup



Heavy Duty Collet



PNCB-36
Heavy Duty Nose Collet Body



P54N Range
Long Gas Lens Ceramic Cup

Gas Lens Series



P18NG
Gasket



P10N Range
Standard Collet



P18GL Range
Gas Lens Body



P54N Range
Gas Lens Ceramic Cup



Heavy Duty Collet



P54N Range
Long Gas Lens Ceramic Cup

*Wear Parts part number and sizes are available on pages 23-28

DGT/SGT 24W Series

Standard Series



P53N22
Gasket



P53N Range
Standard Collet



P53N Range
Standard Collet Body



P53N Range
Standard Ceramic Cup



P53N66
Gasket



P53N Range
Gas Lens Collet



P45V Range
Gas Lens Body




P53N Range
Gas Lens Ceramic Cup

*Wear Parts part number and sizes are available on pages 23-28

DGT/SGT 125/250 Multijust™ Series

DGT/SGT 9/20 head configuration

Standard Series

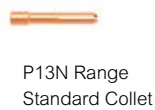



P796F Range
Standard Extra Long
Ceramic Cup

P796F Range
Standard Long Ceramic Cup

P13N Range
Standard Ceramic Cup

Gas Lens Series



P53N Range
Gas Lens Ceramic Cup

Large Gas Lens Series



Large Diameter
Gas Lens Ceramic Cup

*Wear Parts part number and sizes are available on pages 23-28

DGT/SGT 17/18/26 head configuration

Standard Series



P10N Range
Standard Long Ceramic Cup

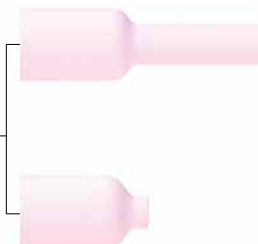
P10N Range
Standard Ceramic Cup

Stubby Series



P13N Range
Standard Ceramic Cup

Gas Lens Series



P54N Range
Long Gas Lens Ceramic Cup

P54N Range
Gas Lens Ceramic Cup

Stubby Gas Lens Series



PSTB80300236
Gasket



PSTB13N Range
Stubby Collet



PSTB45V Range
Stubby Gas Lens Body



P53N Range
Gas Lens Ceramic Cup

Large Gas Lens Series



P18CG
Gasket



P54N63
Gasket



P10N Range
Standard Collet



P45V Range
Large Diameter Gas Lens Body



Large Diameter
Gas Lens Ceramic Cup

*Wear Parts part number and sizes are available on pages 23-28

DGT/SGT 225F Series

DGT/SGT 9/20 head configuration

Standard Series



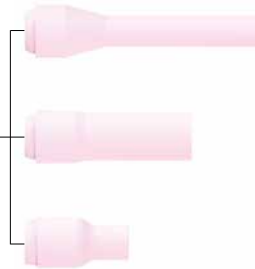
P598882
Gasket



P13N Range
Standard Collet



P13N Range
Standard Collet Body



P796F Range
Standard Extra Long
Ceramic Cup

P796F Range
Standard Long Ceramic Cup

P13N Range
Standard Ceramic Cup

Gas Lens Series



P598882
Gasket



P13N Range
Standard Collet



P45V Range
Gas Lens Body



P53N Range
Gas Lens Ceramic Cup

Large Gas Lens Series



P598882
Gasket



P54N63-20
Gasket



P13NL Range
Large Diameter
Gas Lens Collet



P45V Range
Large Diameter Gas Lens Body



Large Diameter
Gas Lens Ceramic Cup

*Wear Parts part number and sizes are available on pages 23-28

DGT/SGT 17/18/26 head configuration

Standard Series



P18CG
Gasket



P10N Range
Standard Collet



P10N Range
Standard Collet Body



P10N Range
Standard Long Ceramic Cup

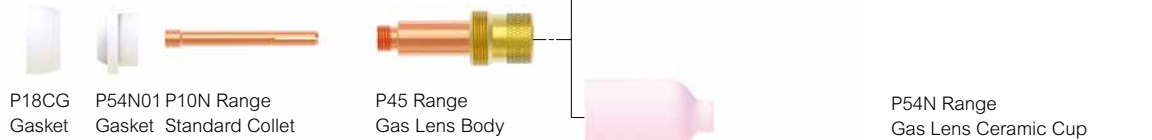
P10N Range
Standard Ceramic Cup

Wear Parts Configuration Tables

Stubby Series



Gas Lens Series



Stubby Gas Lens Series



Large Gas Lens Series



*Wear Parts part number and sizes are available on pages 23-28

DGT/SGT 24W head configuration

Standard Series



*Wear Parts part number and sizes are available on pages 23-28

Product Range:

MIG/MAG

- Welding torches
- Analogue/Digital control torches
- Push Pull torches
- Automatic and special torches

TIG

- Welding torches
- Analogue/Digital control torches
- Automatic and special torches

PLASMA


- Cutting torches
- Automatic and special torches

WELDING ACCESSORIES

- Machine side connectors
- Cable plugs and sockets

Dealer stamp:

The design, manufacturing and quality systems of Parker Torchology
are certified by BVQI in accordance with ISO 9001-2008

All products conform to EN60974-7   RoHS2 REACH 